

Avonmore Capital & Management Services Ltd.

Annexure-1

Format of holding of holding of Specified Securities

1. **Name of Entity:** Avonmore Capital & Management Services Ltd

2. **Scip Code:** 511589

3. **Shareholding Pattern filed under:** Reg 31 (1) (b)

If under 31 (1) (b) then indicate the report for the Quarter Ended : 30.09.2019

If under 31 (1)(c) then indicate date of allotment/extinguishment-N.A.

4. **Declaration:** The Listed Entity is required to submit the following declaration to the extent of submission of information:

SR No.	Particulars	Yes*	No*
1	Whether the Listed Entity has issued any partly paid up shares?		No
2	Whether the Listed Entity has issued any Convertible Securities or Warrants?		No
3	Whether the Listed Entity has any shares against which depository receipts are issued?		No
4	Whether the Listed Entity has any shares in Lock-in?		No
5	Whether any shares held by promoters are pledge or otherwise encumbered?		No

* If the Listed Entity selects the option 'No' for the questions above, the columns for the partly paid-up shares, Outstanding convertible Securities/Warrants, depository receipts, locked-in shares pledged or otherwise encumbered by promoters, as applicable, shall not be displayed at the time of dissemination on the Stock Exchange website. Also wherever there is 'No' declared by Listed Entity in above table the values will be considered as Zero' by default on submission of the format of holding of specified securities.

6. The tabular format for disclosure of holding of specified securities is as follows



AVONMORE CAPITAL & MANAGEMENT SERVICES LTD.
SHAREHOLDING PATTERN AS ON 30/09/2019
Table - I Summary Statement holding of specified securities


Category (I)	Category of Shareholder (II)	No of Shareholders (III)	No. of fully paid Equity Share Held (IV)	No. Of Partly Paid Equity Shares Held (V)	No . Of shares underlying Depository Receipts (VI)	Total Nos. Shares Held (VII) = IV+V+VI	Shareholding as a % of total no of Shares (calculated as per SCRR 1957) (VIII) as a % of (A+B+C2)	No of Voting Rights held in each class of securities (IX)				No of shares underlying convertible securities (including warrants) (X)	Shareholding as a % assuming full conversions of convertible securities (as a % of diluted equity capital) (XI)=VII+X as a % of (A+B+C2)	No. of Locked in Shares (XII)		No of Shares pledged or otherwise encumbered (XIII)		No of Equity Shares Held in Dematerialized form (XIV)
								Class X	Class Y	Total	Total as a % of (A+B+C)			No. (a)	As a % of total shares held (b)	No. (a)	As a % of total shares held (b)	
(A)	Promoter & Promoter Group	4	13272878	0	0	13272878	54.6864	13272878	0	13272878	54.6864	0	54.6864	0	0.0000	0	0.0000	13272878
(B)	Public	5504	10998022	0	0	10998022	45.3136	10998022	0	10998022	45.3136	0	45.3136	0	0.0000	74950	0.6734	10767895
(C)	Non Promoter - Non Public	0	0	0	0	0	0.0000	0	0	0	0.0000	0	0.0000	0	0.0000	0	0.0000	0
(C1)	Shares Underlying DRs	0	0	0	0	0	0.0000	0	0	0	0.0000	0	0.0000	0	0.0000	0	0.0000	0
(C2)	Share Held By Employees Trusts	0	0	0	0	0	0.0000	0	0	0	0.0000	0	0.0000	0	0.0000	0	0.0000	0
	Total	0	0	0	0	0	0.0000	0	0	0	0.0000	0	0.0000	0	0.0000	0	0.0000	0
	Total A+B+C1+C2	5508	24270900	0	0	24270900	100.0000	24270900	0	24270900	100.0000	0	100.0000	0	0.0000	74950	0.3088	24040773

Avonmore Capital & Management Services Ltd.
 New Delhi
 30/09/19

AVONMORE CAPITAL & MANAGEMENT SERVICES LTD.
SHAREHOLDING PATTERN AS ON 30/09/2019


Table - II Statement showing shareholding pattern of the Promoter and Promer Group

S.No.	Category & Name of the Shareholder (I)	PAN (II)	No of Shareholders (III)	No. of fully paid Equity Share Held (IV)	No. Of Partly Paid Equity Shares Held (V)	No. Of shares underlying Depository Receipts (VI)	Total Nos. Shares Held (VII) = IV+V+VI	Shareholding as a % of total no of Shares (calculated as per SCRR 1957) (VIII) as a % of (A+B+C2)	No of Voting Rights held in each class of securities (IX)				No of shares undelying outstanding convertible securities (including warrants) (X)	Shareholding as a % assuming full conversions of convertible securities (as a % of diluted equity capital) (XI)=VII+X as a % of (A+B+C2)	No. of Locked in Shares (XII)		No of Shares pledged or otherwise encumbered (XIII)		No of Equity Shares Held in Dematerialized form (XIV)
									Class X	Class Y	Total	Total as a % of (A+B+C)			No. (a)	As a % of total shares held (b)	No. (a)	As a % of total shares held (b)	
(1)	Indian																		
(a)	Individual		2	2081315	0	0	2081315	8.5754	2081315	0	2081315	8.5754	0	8.5754	0	0.0000	0	0.0000	2081315
	Gurpreet N S Sobti	ABJPS9400L		5000	0	0	5000	0.0206	5000	0	5000	0.0206	0	0.0206	0	0.0000	0	0.0000	5000
	Navjeet Singh Sobti	AAYP53411R		2076315	0	0	2076315	8.5548	2076315	0	2076315	8.5548	0	8.5548	0	0.0000	0	0.0000	2076315
(b)	Huf		0	0	0	0	0	0.0000	0	0	0	0.0000	0	0.0000	0	0.0000	0	0.0000	0
(c)	Central Govt /state Govt/ President Of India		0	0	0	0	0	0.0000	0	0	0	0.0000	0	0.0000	0	0.0000	0	0.0000	0
(d)	Financial Inst/banks		0	0	0	0	0	0.0000	0	0	0	0.0000	0	0.0000	0	0.0000	0	0.0000	0
(e)	Any other																		
	Other - Body Corporate		2	11191563	0	0	11191563	46.1110342	11059556	0	11191563	46.1110342	0	46.1110	0	0.0000	0	0.0000	11191563
	Innovate Money Matters Pvt Ltd	AAACI2156A		9053010	0	0	9053010	37.29985291	9053010	0	9053010	37.2999	0	37.2999	0	0.0000	0	0.0000	9053010
	Rakam Infrastructures Private Limited	AAACR4028G		2138553	0	0	2138553	8.811181291	2138553	0	2006545	8.26729128	0	8.2673	0	0.0000	0	0.0000	2138553
	Sub - Total		4	13272878	0	0	13272878	54.68638575	13272878	0	13272878	54.6863858	0	54.6864	0	0.0000	0	0.0000	13272878
(2)	Foreign																		
(a)	Individual(nri/ Foreign Individual)		0	0	0	0	0	0.0000	0	0	0	0.0000	0	0.0000	0	0.0000	0	0.0000	0
(b)	Government		0	0	0	0	0	0.0000	0	0	0	0.0000	0	0.0000	0	0.0000	0	0.0000	0
(c)	Institutions		0	0	0	0	0	0.0000	0	0	0	0.0000	0	0.0000	0	0.0000	0	0.0000	0
(d)	Foreign Portfolio Investor		0	0	0	0	0	0.0000	0	0	0	0.0000	0	0.0000	0	0.0000	0	0.0000	0
(e)	Any Other																		
	Sub - Total		0	0	0	0	0	0.0000	0	0	0	0.0000	0	0.0000	0	0.0000	0	0.0000	0
	Total Shareholding of Promoter and Promotor Group		4	13272878	0	0	13272878	54.68638575	13272878	0	13272878	54.6863858	0	54.6864	0	0.0000	0	0.0000	13272878



AVONMORE CAPITAL & MANAGEMENT SERVICES LTD.
SHAREHOLDING PATTERN AS ON 30/09/2019
Table - III Statement showing shareholding pattern of the Public shareholding


S.No.	Category & Name of the Shareholder (I)	PAN (II)	No of Shareholders (III)	No. of fully paid Equity Share Held (IV)	No. Of Partly Paid Equity Shares Held (V)	No . Of shares underlying Depository Receipts (VI)	Total Nos. Shares Held (VII) = IV+V+VI	Shareholding as a % of total no of Shares (calculated as per SCRR 1957) (VIII) as a % of (A+B+C2)	No of Voting Rights held in each class of securities (IX)				No of shares underlying convertible securities (including warrants) (X)	Shareholding as a % assuming full conversions of convertible securities (as a % of diluted equity capital) (XI)=VII+X as a % of (A+B+C2)	No. of Locked in Shares (XII)		No of Shares pledged or otherwise encumbered (XIII)		No of Equity Shares Held in Dematerialized form (XIV)	
									Class X	Class Y	Total	Total as a % of (A+B+C)			No. (a)	As a % of total shares held (b)	No. (a)	As a % of total shares held (b)		
(1)	Institutions																			
(a)	Mutual Funds		0	0	0	0	0	0.0000	0	0	0	0.0000	0	0.0000	0	0.0000	0	0.0000	0	0
(b)	Venture Capital Funds		0	0	0	0	0	0.0000	0	0	0	0.0000	0	0.0000	0	0.0000	0	0.0000	0	0
(c)	Alternate Investment Funds		0	0	0	0	0	0.0000	0	0	0	0.0000	0	0.0000	0	0.0000	0	0.0000	0	0
(d)	Foreign Venture Capital Investors		0	0	0	0	0	0.0000	0	0	0	0.0000	0	0.0000	0	0.0000	0	0.0000	0	0
(e)	Foreign Portfolio Investors		1	3531	0	0	3531	0.0145	3531	0	3531	0.0145	0	0.0145	0	0.0000	0	0.0000	0	3531
(f)	Financial Inst/banks		1	2600	0	0	2600	0.0107	2600	0	2600	0.0107	0	0.0107	0	0.0000	0	0.0000	0	0
(g)	Insurance Companies		0	0	0	0	0	0.0000	0	0	0	0.0000	0	0.0000	0	0.0000	0	0.0000	0	0
(h)	Provident Funds/ Pension Fund		0	0	0	0	0	0.0000	0	0	0	0.0000	0	0.0000	0	0.0000	0	0.0000	0	0
(i)	Any other																			
	Sub-total (B)(1)		2	6131	0	0	6131	0.0253	6131	0	6131	0.0253	0	0.0253	0	0.0000	0	0.0000	0	3531
(2)	Central Govt /state Govt/ President Of India		0	0	0	0	0	0.0000	0	0	0	0.0000	0	0.0000	0	0.0000	0	0.0000	0	0
	Sub-total (B)(2)		0	0	0	0	0	0.0000	0	0	0	0.0000	0	0.0000	0	0.0000	0	0.0000	0	0
(3)	Non-institutions																			
(a)	(i) Individual-Holding Nom. Val. upto Rs.2 lakhs		5209	3032909	0	0	3032909	12.4961	3032909	0	3032909	12.4961	0	12.4961	0	0.0000	800	0.0264	2874482	
	(ii) Individual-Holding Nom. Val. greater than Rs.2 lakhs		33	2240144	0	0	2240144	9.2298	2240144	0	2240144	9.2298	0	9.2298	0	0.0000	74150	3.3101	2218544	
	Dilipkumar Lakhi	AABPL9618G		536263	0	0	536263	2.2095	536263	0	536263	2.2095	0	2.2095	0	0.0000	0	0.0000	536263	
	Parmeet Kaur	AJHPK0169L		495874	0	0	495874	2.0431	495874	0	495874	2.0431	0	2.0431	0	0.0000	0	0.0000	495874	
(b)	Nbfc Registered With Rbi		0	0	0	0	0	0.0000	0	0	0	0.0000	0	0.0000	0	0.0000	0	0.0000	0	0
(c)	Employees Trust		0	0	0	0	0	0.0000	0	0	0	0.0000	0	0.0000	0	0.0000	0	0.0000	0	0
(d)	Overseas Depository Holding DRs		0	0	0	0	0	0.0000	0	0	0	0.0000	0	0.0000	0	0.0000	0	0.0000	0	0
(e)	Any Other																			
	Other - Body Corp		73	5110533	0	0	5110533	21.0562	5110533	0	5110533	21.0562	0	21.0562	0	0.0000	0	0.0000	5110533	
	Desire Retail Private Limited	AADCDC3976C		1010000	0	0	1010000	4.1614	1010000	0	1010000	4.1614	0	4.1614	0	0.0000	0	0.0000	1010000	
	Kkm Enterprises Pvt Ltd	AACKK5607N		1080292	0	0	1080292	4.4510	1080292	0	1080292	4.4510	0	4.4510	0	0.0000	0	0.0000	1080292	
	Ramble Markets Private Limited	AADCR9087Q		966800	0	0	966800	3.9834	966800	0	966800	3.9834	0	3.9834	0	0.0000	0	0.0000	966800	
	Swift Buildwell Private Limited	AALCS3127J		387415	0	0	387415	1.5962	387415	0	387415	1.5962	0	1.5962	0	0.0000	0	0.0000	387415	
	Veena Gases & Chemicals Private Limited	AACCV5706H		1000006	0	0	1000006	4.1202	1000006	0	1000006	4.1202	0	4.1202	0	0.0000	0	0.0000	1000006	
	Other - Clearing Member		8	91340	0	0	91340	0.3763	91340	0	91340	0.3763	0	0.3763	0	0.0000	0	0.0000	91340	
	Other - N R I - NON - REPATARIABLE		12	47112	0	0	47112	0.1941	47112	0	47112	0.1941	0	0.1941	0	0.0000	0	0.0000	47112	
	Other - N R I - REPATARIABLE		59	243922	0	0	243922	1.0050	243922	0	243922	1.0050	0	1.0050	0	0.0000	0	0.0000	195422	
	Other - Individual HUF		108	225931	0	0	225931	0.9309	225931	0	225931	0.9309	0	0.9309	0	0.0000	0	0.0000	225931	
	Sub-total (B)(3)		5502	10991891	0	0	10991891	45.2884	10991891	0	10991891	45.8322	0	45.2884	0	0	74950	0.6738	10991891	
	Total Public Shareholding		5504	10998022	0	0	10998022	45.3136	10998022	0	10998022	45.8575	0	45.3136	0	0	74950	0.6734	10998022	



**AVONMORE CAPITAL & MANAGEMENT SERVICES LTD.
SHAREHOLDING PATTERN AS ON 30/09/2019**

Table - IV Statement showing shareholding pattern of the Non Promter - Non Public shareholder

S.No.	Category & Name of the Shareholder (I)	PAN (II)	No of Shareholders (III)	No. of fully paid Equity Share Held (IV)	No. Of Partly Paid Equity Shares Held (V)	No. Of shares underlying Depository Receipts (VI)	Total Nos. Shares Held (VII) = IV+V+VI	Shareholding % as of total no of Shares (VIII) as a % of (A+B+C2)	No of Voting Rights held in each class of securities (IX)				No of shares underlying outstanding convertible securities (including warrants) (X)	Shareholding as a % assuming full conversions of convertible securities (as a % of diluted equity capital) (XI)=VII+X as a % of (A+B+C2)	No. of Locked in Shares (XII)		No of Shares pledged or otherwise encumbered (XIII)		No of Equity Shares Held in Dematerialized form (XIV)
									Class X	Class Y	Total	Total as a % of (A+B+C)			No. (a)	As a % of total shares held (b)	No. (a)	As a % of total shares held (b)	
(1)	Custodian/DR Holder																		
(a)	names																		
(2)	Employees Benefit Trust (under SEBI Based employees benefit) Regulation 2014																		
(a)	names																		
	Total Non-Promoter Non Public shareholding C = C1+C2																		



AVONMORE CAPITAL & MANAGEMENT SERVICES LTD.
SHAREHOLDING PATTERN AS ON 30/09/2019
Table V- Statement showing details of significant beneficial owners

Sr. No.	Details of the significant beneficial owner (i)			Details of the registered owner (id)			Particulars of the shares in which significant		Date of creation / acquisition of significant beneficial interest (IV)
	Name	PAN	Nationality	Name	PAN	Nationality	Number of shares	Shareholding as a % of total no. of shares (calculated as per SCRR, 1957) As a % of (A+B+C2)	

