

# Avonmore Capital & Management Services Ltd.

Annexure-1

## Format of holding of holding of Specified Securities

1. **Name of Entity:** Avonmore Capital & Management Services Ltd
2. **Scip Code:** 511589
3. **Shareholding Pattern filed under:** Reg 31 (1) (b)  
  
If under 31 (1) (b) then indicate the report for the Quarter Ended : 30.06.2019  
  
If under 31 (1)(c) then indicate date of allotment/extinguishment-N.A.
4. **Declaration:** The Listed Entity is required to submit the following declaration to the extent of submission of information:

SR No.	Particulars	Yes*	No*
1	Whether the Listed Entity has issued any partly paid up shares?		No
2	Whether the Listed Entity has issued any Convertible Securities or Warrants?		No
3	Whether the Listed Entity has any shares against which depository receipts are issued?		No
4	Whether the Listed Entity has any shares in Lock-in?		No
5	Whether any shares held by promoters are pledge or otherwise encumbered?		No


\* If the Listed Entity selects the option 'No' for the questions above, the columns for the partly paid-up shares, Outstanding convertible Securities/Warrants, depository receipts, locked-in shares pledged or otherwise encumbered by promoters, as applicable, shall not be displayed at the time of dissemination on the Stock Exchange website. Also wherever there is 'No' declared by Listed Entity in above table the values will be considered as 'Zero' by default on submission of the format of holding of specified securities.

6. The tabular format for disclosure of holding of specified securities is as follows:-



**AVONMORE CAPITAL & MANAGEMENT SERVICES LTD.**  
**SHAREHOLDING PATTERN AS ON 30/06/2019**  
**Table - I Summary Statement holding of specified securities**


Category (I)	Category of Shareholder (II)	No of Shareholders (III)	No. of fully paid Equity Shares Held (IV)	No. Of Partly Paid Equity Shares Held (V)	No. Of shares underlying Depository Receipts (VI)	Total Nos. Shares Held (VII) = IV+V+VI	Shareholding as a % of total no of Shares (calculated as per SCRR 1957) (VIII) as a % of (A+B+C2)	No of Voting Rights held in each class of securities (IX)			No of shares underlying convertible securities (including warrants) (X)	Shareholding as a % assuming full conversions of convertible securities (as a % of diluted equity capital) (XI) = (I+X) as a % of (A+B+C2)	No. of Locked in Shares (XII)		No of Shares pledged or otherwise encumbered (XIII)	No of Equity Shares Held in Dematerialized form (XIV)
								Class X	Class Y	Total			Total as a % of (A+B+C)	No. (a)		
(A)	Promoter & Promoter Group	4	13065454	0	0	13065454	53.8318	13065454	0	53.6258	0	0.0000	0	0.0000	0	13065454
(B)	Public	5882	11205446	0	0	11205446	46.1682	11205446	0	46.1682	0	0.0000	74950	0.6889	10972029	
(C)	Non Promoter - Non Public	0	0	0	0	0	0.0000	0	0	0.0000	0	0.0000	0	0.0000	0	0
(C1)	Shares Underlying DRs	0	0	0	0	0	0.0000	0	0	0.0000	0	0.0000	0	0.0000	0	0
(C2)	Share Held By Employees Trusts	0	0	0	0	0	0.0000	0	0	0.0000	0	0.0000	0	0.0000	0	0
	Total	0	0	0	0	0	0.0000	0	0	0.0000	0	0.0000	0	0.0000	0	0
	Total A+B+C1+C2	5886	24270900	0	0	24270900	100.0000	24270900	0	100.0000	0	0.0000	74950	0.6889	24037473	



AVONMORE CAPITAL & MANAGEMENT SERVICES LTD.  
SHAREHOLDING PATTERN AS ON 30/06/2019


Table - II Statement showing shareholding pattern of the Promoter and Promer Group

S.No.	Category & Name of the Shareholder (I)	PAN (II)	No of Shareholders (III)	No. of fully paid Equity Share Held (IV)	No. Of Partly Paid Equity Shares Held (V)	No. Of shares underlying Depository Receipts (VI)	Total Nos. Shares Held (VII) = IV+V+VI	Shareholding as a % of total no of Shares (calculated as per SCRR 1957) (VIII) as a % of (A+B+C2)	No of Voting Rights held in each class of securities (IX)			No of shares outstanding convertible securities (including warrants) (X)	Shareholding as a % assuming full conversions of convertible securities as a % of diluted equity capital) (XI)=(VII+X) as a % of (A+B+C2)	No. of Locked In Shares (XII)		No of Shares pledged or otherwise encumbered (XIII)	No of Equity Shares Held in Dematerialized form (XIV)
									Class X	Class Y	Total			Total as a % of (A+B+C)	No. (a)		
(1)	Indian Individual																
(a)	Gurpreet N S Sobti	ABIPS9400L	2	2081315	0	0	2081315	8.5754	0	0	0	0	8.5754	0	0	0	2081315
(b)	Navjeet Singh Sobti	AAYP53411R		5000	0	0	5000	0.0206	0	0	0	0	0.0206	0	0	0	5000
(c)	Huf		0	2076315	0	0	2076315	8.5548	0	0	0	0	8.5548	0	0	0	2076315
(d)	Central Govt./state Govt./ President Of India		0	0	0	0	0	0.0000	0	0	0	0	0.0000	0	0	0	0
(e)	Financial Inst/banks		0	0	0	0	0	0.0000	0	0	0	0	0.0000	0	0	0	0
(f)	Other - Body Corporate							0.0000									
(g)	Innovative Money Matters Pvt.Ltd	AAACI2156A	2	10984139	0	0	10984139	45.2564	0	0	0	0	45.0504	0	0	0	10984139
(h)	Rakam Infrastructures Private Limited	AAACR4028G		9053010	0	0	9053010	37.2999	0	0	0	0	37.2999	0	0	0	9053010
(i)	Sub - Total		4	13065454	0	0	13065454	53.8318	0	0	0	0	53.8318	0	0	0	13065454
(2)	Foreign							0.0000									
(a)	Individual (Intr/ Foreign Individual)		0	0	0	0	0	0.0000	0	0	0	0	0.0000	0	0	0	0
(b)	Government		0	0	0	0	0	0.0000	0	0	0	0	0.0000	0	0	0	0
(c)	Institutions		0	0	0	0	0	0.0000	0	0	0	0	0.0000	0	0	0	0
(d)	Foreign Portfolio Investor		0	0	0	0	0	0.0000	0	0	0	0	0.0000	0	0	0	0
(e)	Any Other		0	0	0	0	0	0.0000	0	0	0	0	0.0000	0	0	0	0
(f)	Sub - Total		0	0	0	0	0	0.0000	0	0	0	0	0.0000	0	0	0	0
(g)	Total Shareholding of Promoter and Promotor Group		4	13065454	0	0	13065454	53.8318	0	0	0	0	53.8318	0	0	0	13065454



AVONMORE CAPITAL & MANAGEMENT SERVICES LTD.  
SHAREHOLDING PATTERN AS ON 30/06/2019  
Table - III. Statement showing shareholding pattern of the Public shareholding


S.No.	Category & Name of the Shareholder (I)	PAN (II)	No of Shareholders (III)	No. of fully paid Equity Share Held (IV)	No. of Partly Paid Equity Shares Held (V)	No. of shares underlying Depository Receipts (VI)	Total Nos. Shares Held (VII) = (IV)+(V)+(VI)	Shareholding as a % of total no of Shares (calculated as per SCRR 1957) (VIII) as a % of (A+B+C2)	No of Voting Rights held in each class of securities (IX)			Total as a % of (A+B+C)	No of shares underlying convertible securities (including warrants) (X)	Shareholding as a % assuming full conversions of convertible securities (as a % of diluted equity capital) (XI) = (VII+X) as a % of (A+B+C2)	No. of Locked in Shares (XII)		No of Shares pledged or otherwise encumbered (XIII)	No of Equity Shares Held in Dematerialized form (XIV)
									Class X	Class Y	Total				No. (a)	As a % of total shares held (b)		
(1)	Institutions																	
(a)	Mutual Funds																	
(b)	Venture Capital Funds																	
(c)	Alternate Investment Funds																	
(d)	Foreign Venture Capital Investors																	
(e)	Foreign Portfolio Investors																	
(f)	Financial Inst/banks		1	2600			2600	0.0107	2600	0	2600	0.0107	0	0.0107	0	0.0000	0	0
(g)	Insurance Companies																	
(h)	Provident Funds/ Pension Fund																	
(i)	Any other																	
	Sub-total (B)(1)		1	2600			2600	0.0107	2600	0	2600	0.0107	0	0.0107	0	0.0000	0	0
(2)	Central Govt /state Govt/ President Of India																	
	Sub-total (B)(2)																	
(3)	Non-institutions																	
(a)	(i) Individual-Holding Norm. Val. upto Rs.2 lakhs		5275	3092912			3092912	12.7433	3092912	0	3092912	12.7433	0	12.7433	0	0.0000	800	2931185
	(ii) Individual-Holding Norm. Val. greater than Rs.2 lakhs		31	2132712			2132712	8.7871	2132712	0	2132712	8.7871	0	8.7871	0	0.0000	74150	2111112
	Dilipkumar Lakhi	AAAB19618G		556263			556263	2.2095	556263	0	556263	2.2095	0	2.2095	0	0.0000	0	556263
	Parmeet Kaur	AJHPK0169L		495874			495874	2.0431	495874	0	495874	2.0431	0	2.0431	0	0.0000	0	495874
(b)	Nbfc Registered With Rbi																	
(c)	Employees Trust																	
(d)	Overseas Depository Holding DRS																	
(e)	Any Other																	
	Sub-total (B)(3)		97	5512721			5512721	22.7133	5512721	0	5512721	22.7133	0	22.7133	0	0.0000	0	5512721
	Other - Body Corp																	
	Amarendra Financial Private Limited	AAHCA0512D		263619			263619	1.0862	263619	0	263619	1.0862	0	1.0862	0	0.0000	0	263619
	Devi Retail Private Limited	AADC05976C		1010000			1010000	4.1614	1010000	0	1010000	4.1614	0	4.1614	0	0.0000	0	1010000
	Kim Enterprises Pvt Ltd	AACK5607N		1080292			1080292	4.4510	1080292	0	1080292	4.4510	0	4.4510	0	0.0000	0	1080292
	Ramble Markets Private Limited	AADCR087Q		966800			966800	3.9834	966800	0	966800	3.9834	0	3.9834	0	0.0000	0	966800
	Swift Buildwell Private Limited	AALCS3127J		507744			507744	2.0920	507744	0	507744	2.0920	0	2.0920	0	0.0000	0	507744
	Veena Gases & Chemicals Private Limited	AACC5706H		1000006			1000006	4.1202	1000006	0	1000006	4.1202	0	4.1202	0	0.0000	0	1000006
	Other - Clearing Member		4	4847			4847	0.0200	4847	0	4847	0.0200	0	0.0200	0	0.0000	0	4847
	Other - N R I - NON - REPATRIABLE		12	17392			17392	0.0717	17392	0	17392	0.0717	0	0.0717	0	0.0000	0	17392
	Other - N R I - REPATRIABLE		58	250034			250034	1.0302	250034	0	250034	1.0302	0	1.0302	0	0.0000	0	250034
	Other - Individual HUF		304	192228			192228	0.7920	192228	0	192228	0.7920	0	0.7920	0	0.0000	0	192228
	Sub-total (B)(3)		5581	11202846			11202846	46.15752197	11202846	0	11202846	46.15752197	0	46.15752197	0	0.0000	74950	10972019
	Total Public Shareholding		5582	11205446			11205446	46.16823439	11205446	0	11205446	46.16823439	0	46.16823439	0	0.0000	74950	10972019



AVONMORE CAPITAL & MANAGEMENT SERVICES LTD.  
SHAREHOLDING PATTERN AS ON 30/06/2019

Table - IV Statement showing shareholding pattern of the Non Promoter - Non Public shareholder

S.No.	Category & Name of the Shareholder (I)	PAN (II)	No of Shareholders (III)	No. of fully paid Equity Share Held (IV)	No. of Partly Paid Equity Shares Held (V)	No. Of shares underlying Depository Receipts (VI)	Total Nos. Shares Held (VII) = IV+V+VI	Shareholding % as of total Shares (VIII) as a % of (A+B+C2)	No of Voting Rights held in each class of securities (X)			Shareholding as a % assuming full conversions of convertible securities (as a % of diluted equity capital) (XI)=VII+X as a % of (A+B+C2)	No. of Locked in Shares (XII)		No of Shares pledged or otherwise encumbered (XIII)		No of Equity Shares Held in Dematerialized form (XIV)	
									Class X	Class Y	Total		Total as a % of (A+B+C)	No. (a)	As a % of total shares held (b)	No. (a)		As a % of total shares held (b)
(1)	Custodian/DR Holder																	
(a)	names																	
(2)	Employees Benefit Trust (under SEBI Based employees benefit ) Regulation 2014																	
(a)	names																	
	Total Non-Promoter Non Public shareholding C = C1+C2																	



**AVONIMORE CAPITAL & MANAGEMENT SERVICES LTD.  
SHAREHOLDING PATTERN AS ON 30/06/2019**

**Table V- Statement showing details of significant beneficial owners**

Sr. No.	Details of the significant beneficial owner (i)			Details of the registered owner (id)			Particulars of the shares in		Date of creation / acquisition of significant beneficial interest (IV)
	Name	PAN	Nationality	Name	PAN	Nationality	Number of shares	Shareholding as a % of total no. of shares (calculated as per)	
1	GURPREET N S SOBTI	ABIPS9400L	INDIAN	GURPREET N S SOBTI	ABIPS9400L	INDIAN	0.02	0.02	31-03-1997
2	GURPREET N S SOBTI	ABIPS9400L	INDIAN	INNOVATIVE MONEY MATTERS PVT. Ltd.	AAACI2156A	INDIAN	35.2	35.2	14-02-2004
3	GURPREET N S SOBTI	ABIPS9400L	INDIAN	RAKAM INFRASTRUCTURES PVT. LTD	AAACR4028G	INDIAN	7.96	7.96	30-03-2016
4	NAVJEET SINGH SOBTI	AAYP3411R	INDIAN	NAVJEET SINGH SOBTI	AAYP3411R	INDIAN	8.55	8.55	31-03-1997
5	NAVJEET SINGH SOBTI	AAYP3411R	INDIAN	INNOVATIVE MONEY MATTERS PVT. Ltd.	AAACI2156A	INDIAN	2.1	2.1	14-02-2004

