

# Avonmore Capital & Management Services Ltd.

Annexure-1

## Format of holding of Specified Securities

1. Name of Entity: AVONMORE CAPITAL & MANAGEMENT SERVICES LTD

2. Script Code: 511589

3. Shareholding Pattern filed under: Reg. 31 (1) (b)

If under 31 (1) (b) then indicate the report for the Quarter Ended: 30.06.2021

If under 31 (1)(c) then indicate date of allotment/extinguishment-N.A.

4. Declaration: The Listed Entity is required to submit the following declaration to the extent of submission of information:

SR No.	Particulars	Yes*	No*
1	Whether the Listed Entity has issued any partly paid up shares?		No
2	Whether the Listed Entity has issued any Convertible Securities or Warrants?		No
3	Whether the Listed Entity has any shares against which depository receipts are issued?		No
4	Whether the Listed Entity has any shares in Lock-in?		No
5	Whether any shares held by promoters are pledge or otherwise encumbered?		No
6	Whether the Listed Entity has any significant beneficial owner?		Yes


\* If the Listed Entity selects the option 'No' for the questions above, the columns for the partly paid-up shares, Outstanding convertible Securities/Warrants, depository receipts, locked-in shares pledged or otherwise encumbered by promoters, as applicable, shall not be displayed at the time of dissemination on the Stock Exchange website. Also wherever there is 'No' declared by Listed Entity in above table the values will be considered as Zero' by default on submission of the format of holding of specified securities.

6. The tabular format for disclosure of holding of specified securities is as follows:-




AVONMORE CAPITAL & MANAGEMENT SERVICES LTD.  
 SHAREHOLDING PATTERN AS ON 30th June, 2021  
 Table - I Summary Statement holding of specified securities

Category (I)	Category of Shareholder (II)	No of Shareholders (III)	No. of fully paid Equity Share Held (IV)	No. of Partly Paid Equity Shares Held (V)	No. of shares underlying Depository Receipts (VI)	Total Nos. Shares Held (VII) = (IV)+(V)+(VI)	Shareholding as a % of total no of Shares (calculated as per SCRR 1957) (VIII) as a % of (A+B+C2)	No of Voting Rights held in each class of securities (IX)			No of shares underlying convertible securities (including warrants) (X)	Shareholding as a % assuming full conversions of convertible securities (as a % of diluted equity capital) (XI)-VII* X as a % of (A+B+C2)	No. of Locked in Shares (XII)		No of Shares pledged or otherwise encumbered (XIII)	No of Equity Shares Held in Dematerialized form (XIV)
								Class X	Class Y	Total			No. (a)	As a % of total shares held (b)		
(A)	Promoter & Promoter Group	4	14808891	0	0	14808891	61.0150	14808891	0	61.0150	0	0.0000	0	0.0000	14808891	
(B)	Public	4894	9462009	0	0	9462009	38.9850	9462009	0	38.9850	0	0.0000	425891	4.5011	9225285	
(C)	Non Promoter - Non Public	0	0	0	0	0	0.0000	0	0	0.0000	0	0.0000	0	0.0000	0	
(CL)	Shares Underlying DRs	0	0	0	0	0	0.0000	0	0	0.0000	0	0.0000	0	0.0000	0	
(CZ)	Share Held By Employees Trusts	0	0	0	0	0	0.0000	0	0	0.0000	0	0.0000	0	0.0000	0	
	Total	0	0	0	0	0	0.0000	0	0	0.0000	0	0.0000	0	0.0000	0	
	Total A+B+C1+C2	4898	24270900	0	0	24270900	100.0000	24270900	0	100.0000	0	0.0000	425891	1.7547	24694177	



**AVONMORE CAPITAL & MANAGEMENT SERVICES LTD.**  
**SHAREHOLDING PATTERN AS ON 30th June, 2021**  
**Table - II Statement showing shareholding pattern of the Promoter and Promoter Group**

S.No.	Category & Name of the Shareholder (I)	PAN (II)	No of Shareholders (III)	No. of fully paid Equity Share Held (IV)	No. Of Party Paid Equity Shares Held (V)	No. Of shares underlying Depository Receipts (VI)	Total Nos. Shares Held (VII) = (IV)+(V)+(VI)	Shareholding as a % of total no of Shares (calculated as per SCRR 1957) (VII) as a % of (A+B+C)	No of Voting Rights held in each class of securities (X)			Shareholding as a % assuming full conversions of convertible securities (as a % of diluted equity capital) (XII)=(VII)+(X) as a % of (A+B+C)	No. of Locked In Shares (XII)		No of Shares pledged or otherwise encumbered (XIII)	No of Equity Shares Held in Dematerialized form (XIV)
									Class X	Class Y	Total		No. (a)	As a % of total shares held (b)		
(1)	Indian															
(a)	Individual		2	2081315	0	0	2081315	8.5754	2081315	0	8.5754	0	0.0000	0	0.0000	2081315
	Gurpreet N S Sobti	ABIPS9400L		5000	0	0	5000	0.0206	5000	0	0.0206	0	0.0000	0	0.0000	5000
	Naveet Singh Sobti	AAYP5341LR		2076315	0	0	2076315	8.5548	2076315	0	8.5548	0	0.0000	0	0.0000	2076315
(b)	HUF		0	0	0	0	0	0.0000	0	0	0.0000	0	0.0000	0	0.0000	0
(c)	Central Govt./State Govt/ President Of India		0	0	0	0	0	0.0000	0	0	0.0000	0	0.0000	0	0.0000	0
(d)	Financial Inst./banks		0	0	0	0	0	0.0000	0	0	0.0000	0	0.0000	0	0.0000	0
(e)	Any other															
	Other - Body Corporate		2	1272576	0	0	1272576	52.4397	1272576	0	52.4397	0	0.0000	0	0.0000	1272576
	Innovative Money Matters Pvt Ltd	AAAC12156A		9053010	0	0	9053010	37.2999	9053010	0	37.2999	0	0.0000	0	0.0000	9053010
	Rakam Infrastructures Private Limited	AAACR4028G		3674566	0	0	3674566	15.1398	3674566	0	15.1398	0	0.0000	0	0.0000	3674566
	Sub - Total		4	14808891	0	0	14808891	61.0150	14808891	0	61.0150	0	0.0000	0	0.0000	14808891
(2)	Foreign															
(a)	Individual (nr/ Foreign Individual)		0	0	0	0	0	0.0000	0	0	0.0000	0	0.0000	0	0.0000	0
(b)	Government		0	0	0	0	0	0.0000	0	0	0.0000	0	0.0000	0	0.0000	0
(c)	Institutions		0	0	0	0	0	0.0000	0	0	0.0000	0	0.0000	0	0.0000	0
(d)	Foreign Portfolio Investor		0	0	0	0	0	0.0000	0	0	0.0000	0	0.0000	0	0.0000	0
(e)	Any Other															
	Sub - Total		0	0	0	0	0	0.0000	0	0	0.0000	0	0.0000	0	0.0000	0
	Total Shareholding of Promoter and Promoter Group		4	14808891	0	0	14808891	61.0150	14808891	0	61.0150	0	0.0000	0	0.0000	14808891



AVONMORE CAPITAL & MANAGEMENT SERVICES LTD.  
SHAREHOLDING PATTERN AS ON 30th June, 2021  
Table - III Statement showing shareholding pattern of the Public shareholding


S.No.	Category & Name of the Shareholder (i)	PAN (ii)	No of Shareholders (iii)	No. of fully paid Equity Share Held (iv)	No. of Partly Paid Equity Shares Held (v)	No. of shares underlying Depository Receipts (vi)	Total Nos. Shares Held (vii) = (iv)+(v)+(vi)	Shareholding as a % of total no of Shares (calculated as per SCRR 1957 (viii) as a % of (A+B+C))	No of Voting Rights held in each class of securities (ix)			Shareholding as a % assuming full conversions of convertible securities (as a % of diluted equity capital) [(X)+(Y)+Z as a % of (A+B+C)]	No. of Locked in Shares (xii)		No of Shares pledged or otherwise encumbered (xiii)	No of Equity Shares Held in Dematerialized form (xiv)
									Class X	Class Y	Total		No. (x)	As a % of total shares held (y)		
(1)	Institutions															
(a)	Mutual Funds		0	0	0	0	0	0.0000	0	0	0	0.0000	0	0.0000	0	0.0000
(b)	Venture Capital Funds		0	0	0	0	0	0.0000	0	0	0	0.0000	0	0.0000	0	0.0000
(c)	Alternate Investment Funds		0	0	0	0	0	0.0000	0	0	0	0.0000	0	0.0000	0	0.0000
(d)	Foreign Venture Capital Investors		0	0	0	0	0	0.0000	0	0	0	0.0000	0	0.0000	0	0.0000
(e)	Foreign Portfolio Investors		0	0	0	0	0	0.0000	0	0	0	0.0000	0	0.0000	0	0.0000
(f)	Financial Inst/banks		1	2600	0	0	2600	0.0107	2600	0	0	0.0107	0	0.0000	0	0.0000
(g)	Insurance Companies		0	0	0	0	0	0.0000	0	0	0	0.0000	0	0.0000	0	0.0000
(h)	Provident Funds/ Pension Fund		0	0	0	0	0	0.0000	0	0	0	0.0000	0	0.0000	0	0.0000
(i)	Any other		1	2600	0	0	2600	0.0107	2600	0	0	0.0107	0	0.0000	0	0.0000
(2)	Central Govt./State Govt./ President Of India		0	0	0	0	0	0.0000	0	0	0	0.0000	0	0.0000	0	0.0000
(3)	Sub-total (B)(2)		0	0	0	0	0	0.0000	0	0	0	0.0000	0	0.0000	0	0.0000
(3)	Non-institutions															
(a)	(i) Individual-Holding Nom. Val. upto Rs.2 lakhs		4626	2562340	0	0	2562340	10.5573	2562340	0	0	10.5573	0	0.0000	78356	2404214
	(ii) Individual-Holding, Nom. Val. greater than Rs.2 lakhs		35	2588143	0	0	2588143	10.6636	2588143	0	0	10.6636	0	0.0000	277184	2560429
	Dilipkumar Lakhi	AABP19618G		536263	0	0	536263	2.2055	536263	0	0	2.2055	0	0.0000	0	536263
	Parmeet Kaur	AJHPK0169L		393997	0	0	393997	1.6233	393997	0	0	1.6233	0	0.0000	0	393997
(b)	Nbfc Registered With RBI		0	0	0	0	0	0.0000	0	0	0	0.0000	0	0.0000	0	0.0000
(c)	Employees Trust		0	0	0	0	0	0.0000	0	0	0	0.0000	0	0.0000	0	0.0000
(d)	Overseas Depository Holding DRs		0	0	0	0	0	0.0000	0	0	0	0.0000	0	0.0000	0	0.0000
(e)	Any Other		0	0	0	0	0	0.0000	0	0	0	0.0000	0	0.0000	0	0.0000
	Other - Body Corp		45	3517518	0	0	3517518	14.4927	3517518	0	0	14.4927	0	0.0000	45262	3517518
	Kkm Enterprises Pvt Ltd	AACCK5607N		999066	0	0	999066	4.1163	999066	0	0	4.1163	0	0.0000	0	999066
	Ramble Markets Private Limited	AADC8087Q		961300	0	0	961300	3.9507	961300	0	0	3.9507	0	0.0000	0	961300
	Veena Gases & Chemicals Private Limited	AACCV5708H		751755	0	0	751755	3.0974	751755	0	0	3.0974	0	0.0000	0	751755
	Other - Clearing Member		48	130966	0	0	130966	0.5395	130966	0	0	0.5395	0	0.0000	0	130966
	Other - N R I - NON - REPATRIABLE		9	85208	0	0	85208	0.3511	85208	0	0	0.3511	0	0.0000	0	85208
	Other - N R I - REPATRIABLE		38	406376	0	0	406376	1.6743	406376	0	0	1.6743	0	0.0000	0	406376
	Other - Individual HUF		92	168858	0	0	168858	0.6957	168858	0	0	0.6957	0	0.0000	0	168858
	Sub-total (B)(3)		4894	9459409	0	0	9459409	38.9743	9459409	0	0	38.9743	0	0.0000	45262	9459409
	Total Public Shareholding		4894	9462009	0	0	9462009	38.983	9462009	0	0	38.983	0	0.0000	45262	9462009



**AVONMORE CAPITAL & MANAGEMENT SERVICES LTD.**  
**SHAREHOLDING PATTERN AS ON 30th June, 2021**

Table - IV Statement showing shareholding pattern of the Non Promoter - Non Public shareholder

S.No.	Category & Name of the Shareholder (I)	PAN (II)	No of Shareholders (III)	No. of fully paid Equity Share Held (IV)	No. Of Partly Paid Equity Shares Held (V)	No. Of shares underlying Depository Receipts (VI)	Total Nos. Shares Held (VII) = IV+V+VI	No of Voting Rights held in each class of securities (IX)			Shareholding as a % assuming full conversions of convertible securities (as a % of diluted equity capital) (X) = VII+X as a % of (A+B+C2)	No. of Locked in Shares (XII)		No of Shares pledged or otherwise encumbered (XIII)	No of Equity Shares Held in Dematerialized form (XIV)
								Class X	Class Y	Total as a % of (A+B+C)		No. (a)	As a % of total shares held (b)		
(1)	Custodian/DR Holder														
(a)	names														
(2)	Employees Benefit Trust (under SEBI Based employees benefit) Regulation 2014														
(a)	names														
	Total Non-Promoter Non Public shareholding C = C1+C2		0	0	0	0	0	0	0	0	0	0	0	0	0



Sr. No	Details of SBO			Details of Registered Owner			Details of holding/exercise of right of the SBO in the reporting Company, whether director or indirect					Date of creation/acquisition of significant beneficial interest
	Name	PAN	Nationality	Name	PAN	Nationality	Whether by Virtue of:					
							Shares	Voting Rights	Rights on Distribution	Exercise of control	Exercise of significant influence	
<b>SIGNIFICANT BENEFICIAL INTEREST</b>												
1	GURPREET N S SOBTI	ABJPS9400L	India	GURPREET N S SOBTI	ABJPS9400L	India	0.02	0.02	0.02	yes	yes	31-03-1997
2	GURPREET N S SOBTI	ABJPS9400L	India	INNOVATIVE MONEY MATTERS PVT. LTD	AAACI2156A	India	35.20	35.20	35.20	yes	yes	14-02-2004
3	GURPREET N S SOBTI	ABJPS9400L	India	RAKAM INFRASTRUCTURES PVT.LTD	AAACR4028G	India	15.14	15.14	15.14	yes	yes	30-03-2016
4	NAVJEET SINGH SOBTI	AAYPS3411R	India	NAVJEET SINGH SOBTI	AAYPS3411R	India	8.55	8.55	8.55	yes	yes	31-03-1997
5	NAVJEET SINGH SOBTI	AAYPS3411R	India	INNOVATIVE MONEY MATTERS PVT.LTD	AAACI2156A	India	2.10	2.10	2.10	yes	yes	14-02-2004