

# Avonmore Capital & Management Services Ltd.

Annexure-1

## Format of holding of Specified Securities

1. **Name of Entity:** AVONMORE CAPITAL & MANAGEMENT SERVICES LTD

2. **Script Code:** 511589

3. Shareholding Pattern filed under: Reg. 31 (1) (b)

If under 31 (1) (b) then indicate the report for the Quarter Ended: 30.06.2020


If under 31 (1)(c) then indicate date of allotment/extinguishment-N.A.

4. **Declaration:** The Listed Entity is required to submit the following declaration to the extent of submission of information:

SR No.	Particulars	Yes*	No*
1	Whether the Listed Entity has issued any partly paid up shares?		No
2	Whether the Listed Entity has issued any Convertible Securities or Warrants?		No
3	Whether the Listed Entity has any shares against which depository receipts are issued?		No
4	Whether the Listed Entity has any shares in Lock-in?		No
5	Whether any shares held by promoters are pledge or otherwise encumbered?		No
6	Whether the Listed Entity has any significant beneficial owner?		Yes


\* If the Listed Entity selects the option 'No' for the questions above, the columns for the partly paid-up shares, Outstanding convertible Securities/Warrants, depository receipts, locked-in shares pledged or otherwise encumbered by promoters, as applicable, shall not be displayed at the time of dissemination on the Stock Exchange website. Also wherever there is 'No' declared by Listed Entity in above table the values will be considered as Zero' by default on submission of the format of holding of specified securities.

6. The tabular format for disclosure of holding of specified securities is as follows:-




AVONMORE CAPITAL & MANAGEMENT SERVICES LTD.  
 SHAREREHOLDING PATTERN AS ON 30th June, 2020  
 Table - I Summary Statement holding of specified securities

Category (I)	Category of Shareholder (II)	No of Shareholders (III)	No. of fully paid Equity Shares Held (IV)	No. Of Party Paid Equity Shares Held (V)	No. Of shares underlying Depository Receipts (VI)	Total Nos. Shares Held (VII) = (IV)+(V)+(VI)	Shareholding as a % of total no of Shares (calculated as per SCRR 1957) (VIII) as a % of (A+B+C2)	No of Voting rights held in each class of securities (IX)			No of shares underlying convertible securities (including warrants) (X)	Shareholding as a % assuming full conversions of convertible securities (as a % of diluted equity capital) (XI)=(VII)+(X) as a % of (A+B+C2)	No. of Locked in Shares (XII)	No of Shares pledged or otherwise encumbered (XIII)	No of Equity Shares held in Dematerialized form (XIV)
								Class X	Class Y	Total					
								Class X	Class Y	Total	Total as a % of (A+B+C)				
(A)	Promoter & Promoter Group	4	13674612	0	0	13674612	56.3416	13674612	0	13674612	56.3416	0	0	0	13674612
(B)	Public	5213	10596288	0	0	10596288	43.6584	10596288	0	10596288	43.6584	0	0	0	10596288
(C)	Non Promoter - Non Public	0	0	0	0	0	0.0000	0	0	0	0.0000	0	0	0	0
(C1)	Shares Underlying Dis	0	0	0	0	0	0.0000	0	0	0	0.0000	0	0	0	0
(C2)	Shares Held By Employees Trusts	0	0	0	0	0	0.0000	0	0	0	0.0000	0	0	0	0
	Total	0	0	0	0	0	0.0000	0	0	0	0.0000	0	0	0	0
	Total A+B+C+C2	5207	24270900	0	0	24270900	100.0000	24270900	0	24270900	100.0000	0	0	0	24270900




AVONMORE CAPITAL & MANAGEMENT SERVICES LTD.  
SHAREHOLDING PATTERN AS ON 30th June, 2020  
Table - II Statement showing shareholding pattern of the Promoter and Promoter Group

S.No.	Category & Name of the Shareholder (i)	PAN (ii)	No. of Shareholders (iii)	No. of Fully Paid Equity Share Held (iv)	No. of Partly Paid Equity Shares Held (v)	No. of Shares underlying Depository Receipts (vi)	Total Nos. Shares Held (vii) = (iv)+(v)+(vi)	Shareholding as a % of total no. of Shares (calculated as per SCRR 1957 (VIII) as a % of (A+B+C2))	No. of Voting Rights held in each class of securities (ix)			Total as a % of (A+B+C)	No. of shares underlying outstanding convertible securities (including warrants) (x)	Shareholding as a % assuming full conversions of convertible securities (as a % of diluted equity capital) (xi) = (vi)+(x)	No. of Locked In Shares (xii)	No. of Shares pledged or otherwise encumbered (xiii)	No. of Equity Shares Held in Dematerialized form (xiv)
									Class X	Class Y	Total						
(1)	Individual																
(2)	Government / S SOBs	AA19984000	2	2081315	0	0	2081315	8.5754	2081315	0	2081315	8.5754	0	0.0000	0	0.0000	2081315
(3)	Non/Ret SPSB	AA19984000		5000	0	0	5000	0.0206	5000	0	5000	0.0206	0	0.0000	0	0.0000	5000
(4)	Non/Ret SPSB	AA1998411R		2076315	0	0	2076315	8.5548	2076315	0	2076315	8.5548	0	0.0000	0	0.0000	2076315
(5)	HUF		0	0	0	0	0	0.0000	0	0	0	0.0000	0	0.0000	0	0.0000	0
(6)	Central Govt./State Govt./President of India		0	0	0	0	0	0.0000	0	0	0	0.0000	0	0.0000	0	0.0000	0
(7)	Financial Inst./Banks		0	0	0	0	0	0.0000	0	0	0	0.0000	0	0.0000	0	0.0000	0
(8)	Any Other		0	0	0	0	0	0.0000	0	0	0	0.0000	0	0.0000	0	0.0000	0
(9)	Other - Body Corporate		2	11593297	0	0	11593297	47.7662	11593297	0	11593297	47.7662	0	0.0000	0	0.0000	11593297
(10)	Private Money Markets Pvt Ltd	AAAC12155A		9053010	0	0	9053010	37.2999	9053010	0	9053010	37.2999	0	0.0000	0	0.0000	9053010
(11)	Public Infrastructures Private Limited	AAACR4028G		2540287	0	0	2540287	10.4664	2540287	0	2540287	10.4664	0	0.0000	0	0.0000	2540287
(12)	Sub - Total		4	13674612	0	0	13674612	56.3416	13674612	0	13674612	56.3416	0	0.0000	0	0.0000	13674612
(13)	Foreign (Individual/ Foreign Individual)		0	0	0	0	0	0.0000	0	0	0	0.0000	0	0.0000	0	0.0000	0
(14)	Government		0	0	0	0	0	0.0000	0	0	0	0.0000	0	0.0000	0	0.0000	0
(15)	Institutions		0	0	0	0	0	0.0000	0	0	0	0.0000	0	0.0000	0	0.0000	0
(16)	Foreign Portfolio Investor		0	0	0	0	0	0.0000	0	0	0	0.0000	0	0.0000	0	0.0000	0
(17)	Any Other		0	0	0	0	0	0.0000	0	0	0	0.0000	0	0.0000	0	0.0000	0
(18)	Sub - Total		0	0	0	0	0	0.0000	0	0	0	0.0000	0	0.0000	0	0.0000	0
(19)	Total Shareholding of Promoter and Promoter Group		4	13674612	0	0	13674612	56.3416	13674612	0	13674612	56.3416	0	0.0000	0	0.0000	13674612




AVONMORE CAPITAL & MANAGEMENT SERVICES LTD.  
 SHAREHOLDING PATTERN AS ON 30th June, 2020  
 Table - III Statement showing shareholding pattern of the Public Shareholding

S.No.	Category & Name of the Shareholder (i)	PAN (ii)	No of Shareholders (iii)	No. of Fully paid Equity Shares Held (iv)	No. Of Family Paid Equity Shares Held (v)	No. Of Shares underlying Depository Receipts (vi)	Total Nos. Shares Held (VII) = (iv)+(v)+(vi)	Shareholding as a % of total no. of Shares (calculated as per SCRR 1957) (VIII) as a % of (A+B+C)	No of Voting Rights held in each class of securities (IX)			Total as a % of (A+B+C)	No of shares underlying outstanding convertible securities (including warrants) (X)	Shareholding as a % assuming full conversions of convertible securities (as a % of diluted equity capital) (XI)=VII+X as a % of (A+B+C2)	No. of Locked in Shares (XII)		No of Shares pledged or otherwise encumbered (XIII)		No of Equity Shares Held in Dematerialised form (XIV)		
									Class X	Class Y	Total				No. (a)	As a % of total shares held (b)	No. (a)	As a % of total shares held (b)			
(1)	Investors																				
(a)	Mutual Funds																				
(b)	Venture Capital Funds																				
(c)	Alternative Investment Funds																				
(d)	Foreign Venture Capital Investors																				
(e)	Foreign Portfolio Investors																				
(f)	Financial Inst./banks																				
(g)	Insurance Companies																				
(h)	Provident Funds/Pension Fund																				
(i)	Any other																				
(2)	Central Govt./State Govt./President Of India																				
(3)	Sub-total (B)(2)																				
(3)	Non-institutions																				
(3)	(i) Individual-Holding Norm. Val upto Rs.2 lakhs		4927	2807252	0	0	2807252	11.5663	0.0254	0.0000	0.0000	0.0000	0.0000	0.0000	0.0000	0.0000	0.0000	0.0000	0.0000	0.0000	0
(3)	(ii) Individual-Holding Norm. Val greater than Rs.2 lakhs		34	295925	0	0	295925	9.7360	0.0000	0.0000	0.0000	0.0000	0.0000	0.0000	0.0000	0.0000	0.0000	0.0000	0.0000	0.0000	295925
(3)	Partnership Firms			536263	0	0	536263	2.2095	0.0000	0.0000	0.0000	0.0000	0.0000	0.0000	0.0000	0.0000	0.0000	0.0000	0.0000	0.0000	536263
(3)	Partnership Karta			495874	0	0	495874	2.0431	0.0000	0.0000	0.0000	0.0000	0.0000	0.0000	0.0000	0.0000	0.0000	0.0000	0.0000	0.0000	495874
(3)	Partnership Registered With RBI			0	0	0	0	0.0000	0.0000	0.0000	0.0000	0.0000	0.0000	0.0000	0.0000	0.0000	0.0000	0.0000	0.0000	0.0000	0
(3)	Partnership Unregistered With RBI			0	0	0	0	0.0000	0.0000	0.0000	0.0000	0.0000	0.0000	0.0000	0.0000	0.0000	0.0000	0.0000	0.0000	0.0000	0
(3)	Employees Trust			0	0	0	0	0.0000	0.0000	0.0000	0.0000	0.0000	0.0000	0.0000	0.0000	0.0000	0.0000	0.0000	0.0000	0.0000	0
(3)	Overseas Depository/Holding DRs			0	0	0	0	0.0000	0.0000	0.0000	0.0000	0.0000	0.0000	0.0000	0.0000	0.0000	0.0000	0.0000	0.0000	0.0000	0
(3)	Any Other			0	0	0	0	0.0000	0.0000	0.0000	0.0000	0.0000	0.0000	0.0000	0.0000	0.0000	0.0000	0.0000	0.0000	0.0000	0
(4)	Other - Body Corp			54	4704893	0	4704893	19.3849	0.0254	0.0000	0.0000	0.0000	0.0000	0.0000	0.0000	0.0000	0.0000	0.0000	0.0000	0.0000	4704893
(4)	Devere Rural Private Limited	AADCD397BC		1	1010000	0	1010000	4.1614	0.0000	0.0000	0.0000	0.0000	0.0000	0.0000	0.0000	0.0000	0.0000	0.0000	0.0000	0.0000	1010000
(4)	Kem Enterprises Pvt Ltd	AACCS607N		1	1056190	0	1056190	4.3517	0.0000	0.0000	0.0000	0.0000	0.0000	0.0000	0.0000	0.0000	0.0000	0.0000	0.0000	0.0000	1056190
(4)	Ramco Markets Private Limited	AADG9987G		1	966800	0	966800	3.9834	0.0000	0.0000	0.0000	0.0000	0.0000	0.0000	0.0000	0.0000	0.0000	0.0000	0.0000	0.0000	966800
(4)	Vedra Gases & Chemicals Private Limited	AACCV5706H		1	1123217	0	1123217	4.6278	0.0000	0.0000	0.0000	0.0000	0.0000	0.0000	0.0000	0.0000	0.0000	0.0000	0.0000	0.0000	1123217
(4)	Other - Clearing Member			16	31771	0	31771	0.1309	0.0000	0.0000	0.0000	0.0000	0.0000	0.0000	0.0000	0.0000	0.0000	0.0000	0.0000	0.0000	31771
(4)	Other - N.R.I - REPATRIABLE			11	84407	0	84407	0.3478	0.0000	0.0000	0.0000	0.0000	0.0000	0.0000	0.0000	0.0000	0.0000	0.0000	0.0000	0.0000	84407
(4)	Other - Individual HUF			56	386818	0	386818	1.5938	0.0000	0.0000	0.0000	0.0000	0.0000	0.0000	0.0000	0.0000	0.0000	0.0000	0.0000	0.0000	386818
(4)	Sub-total (B)(4)		102	211960	0	211960	0.8733	0.0000	0.0000	0.0000	0.0000	0.0000	0.0000	0.0000	0.0000	0.0000	0.0000	0.0000	0.0000	0.0000	211960
(4)	Sub-total (B)(5)		5000	10590126	0	10590126	43.633	0.0000	0.0000	0.0000	0.0000	0.0000	0.0000	0.0000	0.0000	0.0000	0.0000	0.0000	0.0000	0.0000	10590126
(4)	Total Public Shareholding		5302	10596288	0	10596288	43.6594	0.0000	0.0000	0.0000	0.0000	0.0000	0.0000	0.0000	0.0000	0.0000	0.0000	0.0000	0.0000	0.0000	10596288



**AVONMORE CAPITAL & MANAGEMENT SERVICES LTD.**  
**SHAREHOLDING PATTERN AS ON 30th June, 2020**  
 Table - IV Statement showing shareholding pattern of the Non Promoter - Non Public shareholder

S.No.	Category & Name of the Shareholder (i)	PAN (ii)	No of Shareholders (iii)	No. of fully paid Equity Share Held (iv)	No. Of Partly Paid Equity Shares Held (v)	No. Of shares underlying Depository Receipts (vi)	Total Nos. Shares Held (vii) = (iv+v+vi)	Shareholding % of total no of Shares (viii) as a % of (A+B+C2)	No of Voting Rights held in each class of securities (ix)			No of shares underlying outstanding convertible securities (including warrants) (x)	Shareholding as a % assuming full conversions of convertible securities (as a % of diluted equity capital) (xi) = (viii) x as a % of (A+B+C2)	No. of Locked In Shares (xii)		No of Shares pledged or otherwise encumbered (xiii)		No of Equity Shares Held in Dematerialized form (xiv)
									Class X	Class Y	Total			Total as a % of (A+B+C)	No. (a)	As a % of total shares held (b)	No. (a)	
[1]	Custodian/DR Holder																	
(a)	names																	
[2]	Employees Benefit Trust (under SEBI Based employees benefit) Registration 2014																	
(a)	names																	
	Total Non-Promoter Non Public Shareholding C = C1+C2																	



**AVONMORE CAPITAL & MANAGEMENT SERVICES LTD.  
SHAREHOLDING PATTERN AS ON 30th June, 2020**

**Table V- Statement showing details of significant beneficial owners**

Sr. No.	Details of the significant beneficial owner (i)			Details of the registered owner (id)			Particulars of the shares in which significant		
	Name	PAN	Nationality	Name	PAN	Nationality	Number of shares	Shareholding as a % of total no. of shares (calculated as per SCRR, 1957) As a % of (A+B+C2)	Date of creation / acquisition of significant beneficial interest (IV)
1	GURPREET N S SOBTI	ABJPS9400L	INDIAN	GURPREET N S SOBTI	ABJPS9400L	INDIAN	5000	2.06%	31-03-1997
2	GURPREET N S SOBTI	ABJPS9400L	INDIAN	INNOVATIVE MONEY MATTERS PRIVATE LIMITED	AAACI2156A	INDIAN	8543357	35.20%	14-02-2004
3	GURPREET N S SOBTI	ABJPS9400L	INDIAN	RAKAM INFRASTRUCTURES PRIVATE LIMITED	AAACR40286	INDIAN	2540287	10.47%	30-03-2016
4	NAVJEET SINGH SOBTI	AAJPS3411R	INDIAN	NAVJEET SINGH SOBTI	AAJPS3411R	INDIAN	2076315	8.55%	31-03-1997
5	NAVJEET SINGH SOBTI	AAJPS3411R	INDIAN	INNOVATIVE MONEY MATTERS PRIVATE LIMITED	AAACI2156A	INDIAN	509689	2.10%	14-02-2004

