

Avonmore Capital & Management Services Ltd.

Annexure-1

Format of holding of Specified Securities

1. **Name of Entity:** AVONMORE CAPITAL & MANAGEMENT SERVICES LTD

2. **Script Code:** 511589

3. **Shareholding Pattern** filed under: Reg. 31 (1) (b)

If under 31 (1) (b) then indicate the report for the Quarter Ended: 31.03.2020


If under 31 (1)(c) then indicate date of allotment/extinguishment-N.A.

4. **Declaration:** The Listed Entity is required to submit the following declaration to the extent of submission of information:

SR No.	Particulars	Yes*	No*
1	Whether the Listed Entity has issued any partly paid up shares?		No
2	Whether the Listed Entity has issued any Convertible Securities or Warrants?		No
3	Whether the Listed Entity has any shares against which depository receipts are issued?		No
4	Whether the Listed Entity has any shares in Lock-in?		No
5	Whether any shares held by promoters are pledge or otherwise encumbered?		No
6	Whether the Listed Entity has any significant beneficial owner?		Yes


* If the Listed Entity selects the option 'No' for the questions above, the columns for the partly paid-up shares, Outstanding convertible Securities/Warrants, depository receipts, locked-in shares pledged or otherwise encumbered by promoters, as applicable, shall not be displayed at the time of dissemination on the Stock Exchange website. Also wherever there is 'No' declared by Listed Entity in above table the values will be considered as Zero' by default on submission of the format of holding of specified securities.

6. The tabular format for disclosure of holding of specified securities is as follows:-




AVONMORE CAPITAL & MANAGEMENT SERVICES LTD.
SHAREHOLDING PATTERN AS ON 31/03/2020
Table - 1 Summary Statement holding of specified securities

Category (I)	Category of Shareholder (II)	No of Shareholders (III)	No. of fully paid Equity Share Held (IV)	No. Of Partly Paid Equity Shares Held (V)	No. Of Shares underlying Depository Receipts (VI)	Total Nos. Shares Held (VII) = IV+V+VI	Shareholding as a % of total no of Shares (calculated as per SCRR 1957) (VIII) as a % of (A+B+C2)	No of Voting Rights held in each class of securities (X)			Total as a % of (A+B+C)	No of shares underlying convertible securities (including warrants) (XI)	Shareholding as a % assuming full conversions of convertible securities (as a % of diluted equity capital) (XII)=VII*XI as a % of (A+B+C2)	No. of Locked in Shares (XIII)		No of Shares pledged or otherwise encumbered (XIII)		No of Equity Shares Held in Dematerialized form (XIV)
								Class X	Class Y	Total				No. (a)	As a % of total shares held (b)	No. (a)	As a % of total shares held (b)	
(A)	Promoter & Promoter Group	4	13674612	0	0	13674612	56.3416	0	0	13674612	56.3416	0	0	0	0.0000	0	0.0000	13674612
(B)	Public	5240	10596288	0	0	10596288	43.6584	0	0	10596288	43.6584	0	0	0	0.0000	75360	0.7112	10596288
(C)	Non Promoter - Non Public	0	0	0	0	0	0.0000	0	0	0	0.0000	0	0	0	0.0000	0	0.0000	0
(C)	Shares Underlying DRs	0	0	0	0	0	0.0000	0	0	0	0.0000	0	0	0	0.0000	0	0.0000	0
(C)	Share Held By Employees Trusts	0	0	0	0	0	0.0000	0	0	0	0.0000	0	0	0	0.0000	0	0.0000	0
	Total	0	0	0	0	0	0.0000	0	0	0	0.0000	0	0	0	0.0000	0	0.0000	0
	Total A+B+C+C2	5244	24270900	0	0	24270900	100.0000	0	0	24270900	100.0000	0	0	0	0.0000	75360	0.3105	24034177




AVONMORE CAPITAL & MANAGEMENT SERVICES LTD.
SHAREHOLDING PATTERN AS ON 31/03/2020
Table - II Statement showing shareholding pattern of the Promoter and Promoter Group

S.No.	Category & Name of the Shareholder (i)	PAN (ii)	No of Shareholders (iii)	No. of fully paid Equity Share held (iv)	No. Of Partly Paid Equity Shares Held (v)	No. Of shares underlying Depository Receipts (vi)	Total Nos. Shares Held (vii) = (iv)+(v)+(vi)	Shareholding as a % of total no of Shares (calculated as per SCRR 1957) (viii) as a % of (A+B+C2)	No of Voting Rights held in each class of securities (ix)			Total as a % of (A+B+C)	No of shares underlying outstanding convertible securities (including warrants) (x)	Shareholding as a % assuming full conversions of convertible securities (as a % of diluted equity capital) (xi)=(viii)*x as a % of (A+B+C2)	No. of Locked In Shares (xii)		No of Shares pledged or otherwise encumbered (xiii)		No of Equity Shares Held in Dematerialized form (xiv)
									Class X	Class Y	Total				No. (a)	As a % of total shares held (b)	No. (a)	As a % of total shares held (b)	
(1)	Indian		2	2081315	0	0	2081315	8.5754	2081315	0	0	2081315	0	8.5754	0	0.0000	0	0.0000	2081315
(a)	Individual		2	2081315	0	0	2081315	8.5754	2081315	0	0	2081315	0	8.5754	0	0.0000	0	0.0000	2081315
	Shreehar N S Saha	AAPPS44001		5000	0	0	5000	0.0206	5000	0	0	5000	0	0.0206	0	0.0000	0	0.0000	5000
	Nandeesha Singh Saha	AAVPS3411R		2076315	0	0	2076315	8.5548	2076315	0	0	2076315	0	8.5548	0	0.0000	0	0.0000	2076315
(b)	HUF		0	0	0	0	0	0.0000	0	0	0	0	0.0000	0	0.0000	0	0.0000	0	
(c)	Central Govt./State Govt./ President Of India		0	0	0	0	0	0.0000	0	0	0	0	0.0000	0	0.0000	0	0.0000	0	
(d)	Financial Inst./Banks		0	0	0	0	0	0.0000	0	0	0	0	0.0000	0	0.0000	0	0.0000	0	
(e)	Any Other		0	0	0	0	0	0.0000	0	0	0	0	0.0000	0	0.0000	0	0.0000	0	
	Other - Body Corporate		2	11593297	0	0	11593297	47.7662	11593297	0	0	11593297	0	47.7662	0	0.0000	0	0.0000	11593297
	Innovative Mosey Maters Pvt.Ltd	AAACZ1155A		9053010	0	0	9053010	37.2999	9053010	0	0	9053010	0	37.2999	0	0.0000	0	0.0000	9053010
	Raham Infrastructures Private Limited	AAAACRA4028G		2540287	0	0	2540287	10.4664	2540287	0	0	2540287	0	10.4664	0	0.0000	0	0.0000	2540287
(2)	Sub - Total		4	13674612	0	0	13674612	56.3416	13674612	0	0	13674612	0	56.3416	0	0.0000	0	0.0000	13674612
	Foreign		0	0	0	0	0	0.0000	0	0	0	0	0.0000	0	0.0000	0	0.0000	0	
(a)	Individual (not Foreign Individual)		0	0	0	0	0	0.0000	0	0	0	0	0.0000	0	0.0000	0	0.0000	0	
(b)	Government		0	0	0	0	0	0.0000	0	0	0	0	0.0000	0	0.0000	0	0.0000	0	
(c)	Institutions		0	0	0	0	0	0.0000	0	0	0	0	0.0000	0	0.0000	0	0.0000	0	
(d)	Foreign Portfolio Investor		0	0	0	0	0	0.0000	0	0	0	0	0.0000	0	0.0000	0	0.0000	0	
(e)	Any Other		0	0	0	0	0	0.0000	0	0	0	0	0.0000	0	0.0000	0	0.0000	0	
	Sub - Total		0	0	0	0	0	0.0000	0	0	0	0	0.0000	0	0.0000	0	0.0000	0	
	Total Shareholding of Promoter and Promoter Group		4	13674612	0	0	13674612	56.3416	13674612	0	0	13674612	0	56.3416	0	0.0000	0	0.0000	13674612



AVONMORE CAPITAL & MANAGEMENT SERVICES LTD.
 SHAREHOLDING PATTERN AS ON 31/03/2020
 Table - III Statement showing shareholding pattern of the Public Shareholding.

S.No.	Category & Name of the Shareholder (i)	PAN (ii)	No of Shareholders (iii)	No. of fully paid Equity Share Held (iv)	No. Of Partly Paid Equity Shares Held (v)	No. Of Shares underlying Depository Receipts (vi)	Total Nos. Shares Held (vii) = (iv)+(v)+(vi)	Shareholding as a % of total no of Shares (calculated as per SCRR 1957) (viii) as a % of (A+B+C)	No of Voting Rights held in each class of securities (ix)			Total as a % of (A+B+C)	No of Shares underlying convertible securities (including warrants) (x)	Shareholding as a % assuming full conversion of convertible securities (as a % of diluted equity capital) (xi)=(viii)+(x) as a % of (A+B+C2)	No. of Locked In Shares (xii)		No of Shares pledged or otherwise encumbered (xiii)		No of Equity Shares Held in Dematerialized form (xiv)	
									Class X	Class Y	Total				As a % of total shares held (b)	No. (a)	As a % of total shares held (b)			
(1)	Instructions																			
(a)	Mutual Funds																			
(b)	Venture Capital Funds																			
(c)	Alternate Investment Funds																			
(d)	Foreign Venture Capital Investors																			
(e)	Foreign Portfolio Investors																			
(f)	Financial Inst./Banks																			
(g)	Insurance Companies																			
(h)	Provident Funds/ Pension Fund																			
(i)	Any other																			
(j)	Sub-total (B)(1)																			
(2)	Central Govt./State Govt./ President Of India																			
(3)	Sub-total (B)(2)																			
(3)	Non-Instructions																			
(a)	(i) Individual-Holding Nom. Val. upto Rs.2 lakhs		4954	2895226	0	0	2895226	11.9329	2895226	0	2895226	11.9329	0	0.0000	0	0.0000	0	0.0000	0	2788104
	(ii) Individual-Holding Nom. Val. greater than Rs.2 lakhs		34	2360814	0	0	2360814	9.7269	2360814	0	2360814	9.7269	0	0.0000	0	0.0000	0	0.0000	0	2339214
	Dilipkumar Lakhi	AABPL56185		536263	0	0	536263	2.2095	536263	0	536263	2.2095	0	0.0000	0	0.0000	0	0.0000	0	536263
	Parneet Kaur		495874	0	0	495874	2.0431	495874	0	495874	2.0431	0	0.0000	0	0.0000	0	0.0000	0	495874	
(b)	Nbfc Registered With RBI		0	0	0	0	0	0.0000	0	0	0	0.0000	0	0.0000	0	0.0000	0	0.0000	0	0
(c)	Employees Trust		0	0	0	0	0	0.0000	0	0	0	0.0000	0	0.0000	0	0.0000	0	0.0000	0	0
(d)	Overseas Depository Holding DPs		0	0	0	0	0	0.0000	0	0	0	0.0000	0	0.0000	0	0.0000	0	0.0000	0	0
(e)	Any Other																			
	Other - Body Corp	AADD03976C	58	4709505	0	0	4709505	19.4039	4709505	0	4709505	19.4039	0	0.0000	0	0.0000	0	0.0000	0	4702604
	Desire Retail Private Limited	AACCK5677N		1010000	0	0	1010000	4.1614	1010000	0	1010000	4.1614	0	0.0000	0	0.0000	0	0.0000	0	1010000
	Km Enterprises Pvt Ltd	AADCK5687Q		1066190	0	0	1066190	4.3929	1066190	0	1066190	4.3929	0	0.0000	0	0.0000	0	0.0000	0	1066190
	Rembie Markets Private Limited	AACCV5706H		966800	0	0	966800	3.9834	966800	0	966800	3.9834	0	0.0000	0	0.0000	0	0.0000	0	966800
	Veena Gases & Chemicals Private Limited		8	1113217	0	0	1113217	4.5866	1113217	0	1113217	4.5866	0	0.0000	0	0.0000	0	0.0000	0	1113217
	Other - Clearing Member		12	5484	0	0	5484	0.0226	5484	0	5484	0.0226	0	0.0000	0	0.0000	0	0.0000	0	5484
	Other - N.R.I. - REPATRIABLE		57	69689	0	0	69689	0.2871	69689	0	69689	0.2871	0	0.0000	0	0.0000	0	0.0000	0	69689
	Other - N.R.I. - REPATRIABLE		104	336482	0	0	336482	1.3864	336482	0	336482	1.3864	0	0.0000	0	0.0000	0	0.0000	0	288982
	Other - Individual HUF		5237	10590126	0	0	10590126	43.633	10590126	0	10590126	43.633	0	0.0000	0	0.0000	0	0.0000	0	211926
	Sub-total (B)(3)		5240	10596288	0	0	10596288	43.6584	10596288	0	10596288	43.6584	0	0.0000	0	0.0000	0	0.0000	0	10359565
	Total Public Shareholding																			



AVONMORE CAPITAL & MANAGEMENT SERVICES LTD.
SHAREHOLDING PATTERN AS ON 31/03/2020

Table - IV Statement showing shareholding pattern of the Non Promoter - Non Public shareholder

S.No.	Category & Name of the Shareholder (i)	PAN (ii)	No of Shareholders (iii)	No. of fully paid Equity Share Held (iv)	No. Of Partly Paid Equity Shares Held (v)	No. Of shares underlying Depository Receipts (vi)	Total Nos. Shares Held (vii) = (iv)+(v)+(vi)	Shareholding % as of total no of Shares (viii) as a % of (A+B+C)	No of Voting Rights held in each class of securities (ix)				No of shares underlying outstanding convertible securities (including warrants) (x)	Shareholding as a % assuming full conversions of convertible securities (as a % of diluted equity capital) = (vii)+(x) as a % of (A+B+C)	No. of Locked in Shares (xii)		No of Shares pledged or otherwise encumbered (xiii)		No of Equity Shares Held in Dematerialized form (xiv)
									Class X	Class Y	Total	Total as a % of (A+B+C)			No. (a)	As a % of total shares held (b)	No. (a)	As a % of total shares held (b)	
(1)	Custodian/DR Holder																		
(a)	names																		
(2)	Employees Benefit Trust (under SEBI Based employees benefit) Regulation 2014																		
(a)	names																		
	Total Non-Promoter Non Public Shareholding C = (A+C)																		



AVONMORE CAPITAL & MANAGEMENT SERVICES LTD.
SHAREHOLDING PATTERN AS ON 31/03/2020

Table V- Statement showing details of significant beneficial owners

Sr. No.	Details of the significant beneficial owner (i)			Details of the registered owner (ii)			Particulars of the shares in which significant beneficial		Date of creation / acquisition of significant beneficial interest (iv)
	Name	PAN	Nationality	Name	PAN	Nationality	Number of shares	Shareholding as a % of total no. of shares (calculated as per SCRR, 1957) As a % of (A+B+C2)	
1	GURPREET N S SOBTI	ABJPS9400L	INDIAN	GURPREET N S SOBTI	ABJPS9400L	INDIAN	5000	2.06%	31-03-1997
2	GURPREET N S SOBTI	ABJPS9400L	INDIAN	INNOVATIVE MONEY MATTERS PRIVATE LIMITED	AAACI2156A	INDIAN	8543357	35.20%	14-02-2004
3	GURPREET N S SOBTI	ABJPS9400L	INDIAN	RAKAM INFRASTRUCTURES PRIVATE LIMITED	AAACR4028G	INDIAN	2540287	10.47%	30-03-2016
4	NAVJEET SINGH SOBTI	AAJPS3411R	INDIAN	NAVJEET SINGH SOBTI	AAJPS3411R	INDIAN	2076315	8.55%	31-03-1997
5	NAVJEET SINGH SOBTI	AAJPS3411R	INDIAN	INNOVATIVE MONEY MATTERS PRIVATE LIMITED	AAACI2156A	INDIAN	509689	2.10%	14-02-2004

