

Avonmore Capital & Management Services Ltd.

Annexure-1

Format of holding of Specified Securities

1. Name of Entity: AVONMORE CAPITAL & MANAGEMENT SERVICES LTD

2. Script Code: 511589

3. Shareholding Pattern filed under: Reg. 31 (1) (b)

If under 31 (1) (b) then indicate the report for the Quarter Ended: 31.12.2019


If under 31 (1)(c) then indicate date of allotment/extinguishment-N.A.

4. Declaration: The Listed Entity is required to submit the following declaration to the extent of submission of information:

SR No.	Particulars	Yes*	No*
1	Whether the Listed Entity has issued any partly paid up shares?		No
2	Whether the Listed Entity has issued any Convertible Securities or Warrants?		No
3	Whether the Listed Entity has any shares against which depository receipts are issued?		No
4	Whether the Listed Entity has any shares in Lock-in?		No
5	Whether any shares held by promoters are pledge or otherwise encumbered?		No
6	Whether the Listed Entity has any significant beneficial owner?		Yes

* If the Listed Entity selects the option 'No' for the questions above, the columns for the partly paid-up shares, Outstanding convertible Securities/Warrants, depository receipts, locked-in shares pledged or otherwise encumbered by promoters, as applicable, shall not be displayed at the time of dissemination on the Stock Exchange website. Also wherever there is 'No' declared by Listed Entity in above table the values will be considered as Zero' by default on submission of the format of holding of specified securities.

6. The tabular format for disclosure of holding of specified securities is as follows:-




AVONMORE CAPITAL & MANAGEMENT SERVICES LTD.
 SHAREHOLDING PATTERN AS ON 31/12/2019
 Table - I Summary Statement holding of specified securities

Category (I)	Category of Shareholder (II)	No of Shareholders (III)	No. of fully paid Equity Share Held (IV)	No. Of Partly Paid Equity Shares Held (V)	No. Of shares underlying Depository Receipts (VI)	Total Nos. Shares Held (VII) = IV+V+VI	Shareholding as a % of total no of Shares (calculated as per SCRR 1957) (VIII) as a % of (A+B+C2)	No of Voting Rights held in each class of securities (IX)			No of shares underlying convertible securities (including warrants) (X)	Shareholding as a % assuming full conversions of convertible securities as a % of diluted equity capital (XI)=VII+X as a % of (A+B+C2)	No. of Locked in Shares (XII)		No of Shares pledged or otherwise encumbered (XIII)	No of Equity Shares Held in Dematerialised form (XIV)
								Class X	Class Y	Total			No. (a)	As a % of total shares held (b)		
(A)	Promoter & Promoter Group	4	13513581	0	0	13513581	55.6781	13513581	55.6781	0	0.0000	0	0.0000	0	13513581	
(B)	Public	5393	10757319	0	0	10757319	44.3219	10757319	44.3219	0	0.0000	75300	0.6925	0	10520491	
(C)	Non Promoter - Non Public	0	0	0	0	0	0.0000	0	0.0000	0	0.0000	0	0.0000	0	0	
(C1)	Shares Underlying DRs	0	0	0	0	0	0.0000	0	0.0000	0	0.0000	0	0.0000	0	0	
(C2)	Share Held By Employees Trusts	0	0	0	0	0	0.0000	0	0.0000	0	0.0000	0	0.0000	0	0	
	Total	0	0	0	0	0	0.0000	0	0.0000	0	0.0000	0	0.0000	0	0	
	Total A+B+C1+C2	5403	24270900	0	0	24270900	100.0000	24270900	100.0000	0	100.0000	75300	0.3102	0	24034072	

Handwritten signature


AVONMORE CAPITAL & MANAGEMENT SERVICES LTD.
SHAREHOLDING PATTERN AS ON 31/12/2019
Table - II Statement showing shareholding pattern of the Promoter and Promer Group

S.No.	Category & Name of the Shareholder (I)	PAN (II)	No of Shareholders (III)	No. of fully paid Equity Share Held (IV)	No. Of Partly Paid Equity Shares Held (V)	No. Of shares underlying Depository Receipts (VI)	Total Nos. Shares Held (VII) = IV+V+VI	Shareholding as a % of total no of Shares (calculated as per SCAR 1957) (VIII) as a % of (A+B+C2)			No of Voting Rights held in each class of securities (IX)			Shareholding as a % assuming full conversions of convertible securities (as a % of diluted equity capital) (X)=(VI)+(X)+X as a % of (A+B+C2)	No. of Locked in Shares (XII)		No of Shares pledged or otherwise encumbered (XIII)		No of Equity Shares Held In Dematerialized form (XIV)	
								Class X	Class Y	Total as a % of (A+B+C)	Class X	Class Y	Total		No. (a)	As a % of total shares held (b)	No. (a)	As a % of total shares held (b)		
(1)	Indian Individual																			
(a)	Gurpreet N S Sobti	ABJPS9400L	2	2081315	0	0	2081315	8.5754	2081315	8.5754	0	0.0000	8.5754	0	0.0000	0	0.0000	0	0.0000	2081315
(b)	Navjeet Singh Sobti	AAYP55411R		5000	0	0	5000	0.0206	5000	0.0206	0	0.0000	0.0206	0	0.0000	0	0.0000	0	0.0000	5000
(c)	Huf		0	2076315	0	0	2076315	8.5548	2076315	8.5548	0	0.0000	8.5548	0	0.0000	0	0.0000	0	0.0000	2076315
(d)	Central Govt./state Govt./ President Of India		0	0	0	0	0	0.0000	0	0.0000	0	0.0000	0.0000	0	0.0000	0	0.0000	0	0.0000	0
(e)	Financial Inst/banks		0	0	0	0	0	0.0000	0	0.0000	0	0.0000	0.0000	0	0.0000	0	0.0000	0	0.0000	0
(f)	Any other		0	0	0	0	0	0.0000	0	0.0000	0	0.0000	0.0000	0	0.0000	0	0.0000	0	0.0000	0
(g)	Other - Body Corporate																			
(h)	Innovative Money Matters Pvt Ltd	AAAGI2156A	2	11432266	0	0	11432266	46.6204	11432266	46.6204	0	0.0000	46.6204	0	0.0000	0	0.0000	0	0.0000	11432266
(i)	Rakam Infrastructures Private Limited	AAACR4028G		9053010	0	0	9053010	37.2999	9053010	37.2999	0	0.0000	37.2999	0	0.0000	0	0.0000	0	0.0000	9053010
(j)	Sub - Total		4	2379256	0	0	2379256	9.3205	2379256	9.3205	0	0.0000	9.3205	0	0.0000	0	0.0000	0	0.0000	2379256
(k)	Foreign Individual (nr/ Foreign Individual)		4	13513581	0	0	13513581	55.1957	13513581	55.1957	0	0.0000	55.1957	0	0.0000	0	0.0000	0	0.0000	13513581
(l)	Government Institutions		0	0	0	0	0	0.0000	0	0.0000	0	0.0000	0.0000	0	0.0000	0	0.0000	0	0.0000	0
(m)	Foreign Portfolio Investor		0	0	0	0	0	0.0000	0	0.0000	0	0.0000	0.0000	0	0.0000	0	0.0000	0	0.0000	0
(n)	Any Other		0	0	0	0	0	0.0000	0	0.0000	0	0.0000	0.0000	0	0.0000	0	0.0000	0	0.0000	0
(o)	Sub - Total		4	13513581	0	0	13513581	55.1957	13513581	55.1957	0	0.0000	55.1957	0	0.0000	0	0.0000	0	0.0000	13513581
(p)	Total Shareholding of Promoter and Promoter Group																			



AVONMORE CAPITAL & MANAGEMENT SERVICES LTD.
SHAREHOLDING PATTERN AS ON 31/12/2019
Table - III Statement showing shareholding pattern of the Public shareholding


S.No.	Category & Name of the Shareholder (I)	PAN (II)	No of Shareholders (III)	No. of fully paid Equity Share Held (IV)	No. Of Party Paid Equity Shares Held (V)	No. Of shares underlying Depository Receipts (VI)	Total Nos. Shares Held (VII) = IV+V+VI	Shareholding as a % of total no of Shares (calculated as per SCRR 1957) (VIII) as a % of (A+B+C2)	No of Voting Rights held in each class of securities (IX)			Shareholding as a % assuming full conversions of convertible securities (as a % of diluted equity capital) (XI) = (I+X as a % of (A+B+C2))	No. of Locked in Shares (XII)		No of Shares pledged or otherwise encumbered (XIII)		No of Equity Shares Held in Dematerialized form (XIV)	
									Class X	Class Y	Total		Total as a % of (A+B+C)	No. (a)	As a % of total shares held (b)	No. (a)		As a % of total shares held (b)
(1)	Institutions																	
(a)	Mutual Funds																	
(b)	Venture Capital Funds																	
(c)	Alternate Investment Funds																	
(d)	Foreign Venture Capital Investors																	
(e)	Foreign Portfolio Investors																	
(f)	Financial Inst/banks																	
(g)	Insurance Companies																	
(h)	Provident Funds/ Pension Fund																	
(i)	Any other																	
	Sub-total (B)(1)		3	9991	0	0	9991	0.0412	0	9991	0.0412	0	0.0412	0	0.0000	0	0.0000	7591
(2)	Central Govt./state Govt./ President Of India																	
	Sub-total (B)(2)		0	0	0	0	0	0.0000	0	0	0.0000	0	0.0000	0	0.0000	0	0.0000	0
(3)	Non-institutions																	
(a)	(i) Individual Holding Nom. Val. upto Rs.2 lakhs		5111	2973354	0	0	2973354	12.2509	0	2973354	12.2509	0	12.2509	0	0.0000	1050	0.0353	2815167
	(ii) Individual Holding Nom. Val. greater than Rs.2 lakhs		33	2272520	0	0	2272520	9.3631	0	2272520	9.3631	0	9.3631	0	0.0000	74150	3.2629	2250920
	Dilipkumar Lakht	AABPL9618G		536263	0	0	536263	2.2095	0	536263	2.2095	0	2.2095	0	0.0000	0	0.0000	536263
	Parmeet Kalur	AJHPK0169L		495874	0	0	495874	2.0431	0	495874	2.0431	0	2.0431	0	0.0000	0	0.0000	495874
(b)	NBIC Registered With Rbi																	
(c)	Employees Trust																	
(d)	Overseas Depository Holding DRs																	
(e)	Any Other																	
	Sub-total (B)(3)		67	4805925	0	0	4805925	19.8012	0	4805925	19.8012	0	19.8012	0	0.0000	0	0.0000	4799024
	Desire Retail Private Limited	AADC03976C		1010000	0	0	1010000	4.1614	0	1010000	4.1614	0	4.1614	0	0.0000	0	0.0000	1010000
	Klm Enterprises Pvt Ltd	AACKS607N		1078292	0	0	1078292	4.4427	0	1078292	4.4427	0	4.4427	0	0.0000	0	0.0000	1078292
	Ramblie Markets Private Limited	AADCR9087Q		966800	0	0	966800	3.9834	0	966800	3.9834	0	3.9834	0	0.0000	0	0.0000	966800
	Yeena Gass & Chemicals Private Limited	AACCV5706H		1261954	0	0	1261954	5.1995	0	1261954	5.1995	0	5.1995	0	0.0000	0	0.0000	1261954
	Other - Clearing Member		11	98070	0	0	98070	0.4041	0	98070	0.4041	0	0.4041	0	0.0000	0	0.0000	98070
	Other - N R I - NON - REPATRIABLE		12	48712	0	0	48712	0.2007	0	48712	0.2007	0	0.2007	0	0.0000	0	0.0000	48712
	Other - N R I - REPATRIABLE		59	334268	0	0	334268	1.3772	0	334268	1.3772	0	1.3772	0	0.0000	0	0.0000	286768
	Other - Individual HUF		103	214439	0	0	214439	0.8835	0	214439	0.8835	0	0.8835	0	0.0000	100	0.0466	214439
	Sub-total (B)(3)		5996	10747328	0	0	10747328	44.2807	0	10747328	44.2807	0	44.2807	0	0.0000	75900	0.6931	10513100
	Total Public Shareholding		5399	10757319	0	0	10757319	44.3219	0	10757319	44.3219	0	44.3219	0	0.0000	75900	0.6925	10520491

Prashant

**AVONMORE CAPITAL & MANAGEMENT SERVICES LTD.
SHAREHOLDING PATTERN AS ON 31/12/2019**

Table - IV Statement showing shareholding pattern of the Non Promoter - Non Public shareholder

S.No.	Category & Name of the Shareholder (i)	PAN (ii)	No of Shareholders (iii)	No. of fully paid Equity Share Held (iv)	No. Of Partly Paid Equity Shares Held (v)	No. Of shares underlying Depository Receipts (vi)	Total Nos. Shares Held (vii) = IV+V+VI	Shareholding % as of total Shares (viii) as a % of (A+B+C2)	No of Voting Rights held in each class of securities (ix)			Shareholding as a % assuming full conversions of convertible securities (as a % of diluted equity capital) (X) = VII+X as a % of (A+B+C2)	No. of Locked In Shares (xii)		No of Shares pledged or otherwise encumbered (xiii)		No of Equity Shares Held in Dematerialized form (xiv)	
									Class X	Class Y	Total		Total as a % of (A+B+C)	No. (a)	As a % of total shares held (b)	No. (a)		As a % of total shares held (b)
(1)	Custodian/DR Holder																	
(a)	names																	
(2)	Employees Benefit Trust (under SEBI Based employees benefit) Regulation 2014																	
(a)	names																	
	Total Non-Promoter Non Public shareholding C = C1+C2																	



**AVONMORE CAPITAL & MANAGEMENT SERVICES LTD.
SHAREHOLDING PATTERN AS ON 31/12/2019**

Table V- Statement showing details of significant beneficial owners

Sr. No.	Details of the significant beneficial owner (i)			Details of the registered owner (id)			Particulars of the shares in which significant		Date of creation / acquisition of significant beneficial interest (iv)
	Name	PAN	Nationality	Name	PAN	Nationality	Number of shares	Shareholding as a % of total no. of shares (calculated as per SCRR, 1957) As a % of (A+B+C2)	
1	GURPREET N S SOBTI	ABJPS9400L	INDIAN	GURPREET N S SOBTI	ABJPS9400L	INDIAN	5000	0.02	31-03-1997
2	GURPREET N S SOBTI	ABJPS9400L	INDIAN	INNOVATIVE MONEY MATTERS PRIVATE LIMITED	AAACI2156A	INDIAN	9053010	35.2	14-02-2004
3	GURPREET N S SOBTI	ABJPS9400L	INDIAN	RAKAM INFRASTRUCTURES PRIVATE LIMITED	AAACR4028G	INDIAN	2379256	9.32	30-03-2016
4	NAVJEET SINGH SOBTI	AAYP3411R	INDIAN	NAVJEET SINGH SOBTI	AAYP3411R	INDIAN	2076315	8.55	31-03-1997
5	NAVJEET SINGH SOBTI	AAYP3411R	INDIAN	INNOVATIVE MONEY MATTERS PRIVATE LIMITED	AAACI2156A	INDIAN	9053010	2.1	14-02-2004

