

Avonmore Capital & Management Services Ltd.

Annexure-1

Format of holding of holding of Specified Securities

1. Name of Entity: Avonmore Capital & Management Services Ltd

2. Scip Code: 511589

3. Shareholding Pattern filed under: Reg 31 (1) (b)

If under 31 (1) (b) then indicate the report for the Quarter Ended : 30.09.2018

If under 31 (1)(c) then indicate date of allotment/extinguishment-N.A.

4. Declaration: The Listed Entity is required to submit the following declaration to the extent of submission of information:

SR No.	Particulars	Yes*	No*
1	Whether the Listed Entity has issued any partly paid up shares?		No
2	Whether the Listed Entity has issued any Convertible Securities or Warrants?		No
3	Whether the Listed Entity has any shares against which depository receipts are issued?		No
4	Whether the Listed Entity has any shares in Lock-in?		No
5	Whether any shares held by promoters are pledge or otherwise encumbered?		No

* If the Listed Entity selects the option 'No' for the questions above, the columns for the partly paid-up shares, Outstanding convertible Securities/Warrants, depository receipts, locked-in shares pledged or otherwise encumbered by promoters, as applicable, shall not be displayed at the time of dissemination on the Stock Exchange website. Also wherever there is 'No' declared by Listed Entity in above table the values will be considered as Zero' by default on submission of the format of holding of specified securities.


6. The tabular format for disclosure of holding of specified securities is as follows:-



AVONMORE CAPITAL & MANAGEMENT SERVICES LTD.
SHAREHOLDING PATTERN AS ON 30/09/2018

Table - I Summary Statement holding of specified securities


Category (I)	Category of Shareholder (II)	No of Shareholders (III)	No. of fully paid Equity Share Held (IV)	No. Of Partly Paid Equity Shares Held (V)	No. Of shares underlying Depository Receipts (VI)	Total Nos. Shares Held (VII) = (IV)+(V)+(VI)	Shareholding as a % of total no of Shares (calculated as per SCRR 1957) (VII) as a % of (A+B+C2)	No of Voting Rights held in each class of securities (IX)			No of shares underlying convertible securities (including warrants) (X)	Shareholding as a % assuming full conversions of convertible securities (as a % of diluted equity capital) (XI) = (VII)+(X) as a % of (A+B+C2)	No. of Locked in Shares (XII)		No of Shares pledged or otherwise encumbered (XIII)	No of Equity Shares Held in Dematerialized form (XIV)
								Class X	Class Y	Total			Total as a % of (A+B+C)	No. (a)		
(A)	Promoter & Promoter Group	4	11881772	0	0	11881772	48.9548	11881772	0	11881772	48.9548	0	0.0000	0	0.0000	11881772
(B)	Public	5876	12389128	0	0	12389128	51.0452	12389128	0	12389128	51.0452	0	0.0000	77950	0.6292	12145112
(C)	Non Promoter- Non Public	0	0	0	0	0	0.0000	0	0	0	0.0000	0	0.0000	0	0.0000	0
(C1)	Shares Underlying DRs	0	0	0	0	0	0.0000	0	0	0	0.0000	0	0.0000	0	0.0000	0
(C2)	Share Held By Employees Trusts	0	0	0	0	0	0.0000	0	0	0	0.0000	0	0.0000	0	0.0000	0
	Total	5880	24270900	0	0	24270900	100.0000	24270900	0	24270900	100.0000	0	0.0000	77950	0.3212	24026854
	Total A+B+C1+C2															



AVONMORE CAPITAL & MANAGEMENT SERVICES LTD.
SHAREHOLDING PATTERN AS ON 30/09/2018


Table - II Statement showing shareholding pattern of the Promoter and Promoter Group

S.No.	Category & Name of the Shareholder (i)	PAN (ii)	No of Shareholders (iii)	No. of fully paid Equity Share Held (iv)	No. Of Partly Paid Equity Shares Held (v)	No. Of shares underlying Depository Receipts (vi)	Total Nos. Shares Held (vii) = IV+V+VI	Shareholding as a % of total no of Shares (calculated as per SCRR 1957)(viii) as a % of (A+B+C2)	No of Voting Rights held in each class of securities (ix)			Shareholding as a % assuming full conversions of convertible securities (as a % of diluted equity capital) (X)=(VII+X) as a % of (A+B+C2)	No. of Locked in Shares (xii)		No of Shares pledged or otherwise encumbered (xiii)		No of Equity Shares Held In Dematerialized form (xiv)	
									Class X	Class Y	Total		Total as a % of (A+B+C)	No. (a)	As a % of total shares held (b)	No. (a)		As a % of total shares held (b)
(1)	Indian Individual		2	2081315	0	0	2081315	8.5754	2081315	0	2081315	8.5754	0	0	0	0	0	2081315
(a)	Gurpreet N.S Sobti	ABIP59400L		5000	0	0	5000	0.0206	5000	0	5000	0.0206	0	0	0	0	0	5000
(b)	Navjyot Singh Sobti	AAYP53411R		2076315	0	0	2076315	8.5548	2076315	0	2076315	8.5548	0	0	0	0	0	2076315
(c)	Huf		0	0	0	0	0	0.0000	0	0	0	0.0000	0	0	0	0	0	0
(d)	Central Govt./state Govt./ President Of India		0	0	0	0	0	0.0000	0	0	0	0.0000	0	0	0	0	0	0
(e)	Financial Insts/banks		0	0	0	0	0	0.0000	0	0	0	0.0000	0	0	0	0	0	0
(e)	Any other		0	0	0	0	0	0.0000	0	0	0	0.0000	0	0	0	0	0	0
(2)	Other - Body Corporate		2	9800457	0	0	9800457	40.3795	9800457	0	9800457	40.3795	0	0	0	0	0	9800457
(a)	Innovative Money Matters Pvt Ltd	AAACI2156A		9053010	0	0	9053010	37.2999	9053010	0	9053010	37.2999	0	0	0	0	0	9053010
(b)	Rakam Infrastructures Private Limited	AAACR4028G		747447	0	0	747447	3.0796	747447	0	747447	3.0796	0	0	0	0	0	747447
(c)	Sub - Total		4	11881772	0	0	11881772	48.9548	11881772	0	11881772	48.9548	0	0	0	0	0	11881772
(d)	Foreign Individual (nri/ Foreign Individual)		0	0	0	0	0	0.0000	0	0	0	0.0000	0	0	0	0	0	0
(e)	Government		0	0	0	0	0	0.0000	0	0	0	0.0000	0	0	0	0	0	0
(f)	Institutions		0	0	0	0	0	0.0000	0	0	0	0.0000	0	0	0	0	0	0
(g)	Foreign Portfolio Investors		0	0	0	0	0	0.0000	0	0	0	0.0000	0	0	0	0	0	0
(h)	Any Other		0	0	0	0	0	0.0000	0	0	0	0.0000	0	0	0	0	0	0
(i)	Sub - Total		0	0	0	0	0	0.0000	0	0	0	0.0000	0	0	0	0	0	0
(j)	Total Shareholding of Promoter and Promoter Group		4	11881772	0	0	11881772	48.9548	11881772	0	11881772	48.9548	0	0	0	0	0	11881772



AVONMORE CAPITAL & MANAGEMENT SERVICES LTD.
SHAREHOLDING PATTERN AS ON 30/09/2018
Table - III Statement showing shareholding pattern of the Public shareholding

S.No.	Category & Name of the Shareholder (I)	PAN (II)	No of Shareholders (III)	No. of fully paid Equity Share Held (IV)	No. of Partly Paid Equity Shares Held (V)	No. Of shares underlying Depository Receipts (VI)	Total Nos. Shares Held (VII) = (V)+(VI)	Shareholding as a % of total no of Shares (calculated as per SCRR 1957) (VIII) as a % of (A+B+C2)	No of Voting Rights held in each class of securities (IX)			No of shares outstanding convertible securities (including warrants) (X)	Shareholding as a % assuming full conversions of convertible securities (as a % of diluted equity capital) (XI)=VII+X as a % of (A+B+C2)	No. of Locked in Shares (XII)		No of Shares pledged or otherwise encumbered (XIII)		No of Equity Shares Held in Dematerialized form (XIV)
									Class X	Class Y	Total			Total as a % of (A+B+C)	No. (a)	As a % of total shares held (b)	No. (a)	
(L)	Institutions																	
(a)	Mutual Funds																	
(b)	Venture Capital Funds																	
(c)	Alternate Investment Funds																	
(d)	Foreign Venture Capital Investors																	
(e)	Foreign Portfolio Investors																	
(f)	Financial Inst./banks																	
(g)	Insurance Companies																	
(h)	Provident Funds/ Pension Fund																	
(i)	Any other																	
	Sub-total (B)(1)																	
(2)	Central Govt./state Govt./ President Of India																	
	Sub-total (B)(2)																	
(3)	Non-institutions																	
(a)	(i) Individual-Holding Norm. Val. upto Rs.2 lakhs		5531	3080956	0	0	3080956	12.6940	0	0	0	0	0	0	0	0	0	0
	(ii) Individual-Holding Norm. Val. greater than Rs.2 lakhs		24	1896671	0	0	1896671	7.8146	0	0	0	0	0	0	0	0	0	0
	(iii) Dipikumar Lathi	AAAP196185		536263	0	0	536263	2.2095	0	0	0	0	0	0	0	0	0	0
	Parmeet Kaur	AJHPK0169L		495874	0	0	495874	2.0431	0	0	0	0	0	0	0	0	0	0
(b)	Nbfc Registered With Rbi		0	0	0	0	0	0.0000	0	0	0	0	0	0	0	0	0	0
(c)	Employees Trust		0	0	0	0	0	0.0000	0	0	0	0	0	0	0	0	0	0
(d)	Overseas Depository Holding DRs		0	0	0	0	0	0.0000	0	0	0	0	0	0	0	0	0	0
(e)	Any Other		0	0	0	0	0	0.0000	0	0	0	0	0	0	0	0	0	0
	Other - Body Corp		117	6960552	0	0	6960552	28.6786	0	0	0	0	0	0	0	0	0	0
	Amarendra Financial Private Limited	AAHCA0512D		506758	0	0	506758	2.0879	0	0	0	0	0	0	0	0	0	0
	Desire Retail Private Limited	AAACD3976C		1012798	0	0	1012798	4.1729	0	0	0	0	0	0	0	0	0	0
	Dharmayug Investments Limited	AAACD1346D		245900	0	0	245900	1.0131	0	0	0	0	0	0	0	0	0	0
	Kkm Enterprises Pvt Ltd	AACK5607N		1110804	0	0	1110804	4.5767	0	0	0	0	0	0	0	0	0	0
	Ramble Markets Private Limited	AADCR9087Q		1000000	0	0	1000000	4.1202	0	0	0	0	0	0	0	0	0	0
	Swift Buildwell Private Limited	AALCS3127I		784244	0	0	784244	3.2312	0	0	0	0	0	0	0	0	0	0
	Veeva Gases & Chemicals Private Limited	AACCV5706H		1514566	0	0	1514566	6.2403	0	0	0	0	0	0	0	0	0	0
	Other - Clearing Member		15	6269	0	0	6269	0.0258	0	0	0	0	0	0	0	0	0	0
	Other - N R I - NON - REPATRIABLE		15	14960	0	0	14960	0.0616	0	0	0	0	0	0	0	0	0	0
	Other - N R I - REPATRIABLE		63	264689	0	0	264689	1.0906	0	0	0	0	0	0	0	0	0	0
	Other - Individual HUF		110	162431	0	0	162431	0.6692	0	0	0	0	0	0	0	0	0	0
	Sub-total (B)(3)		5875	12386528	0	0	12386528	51.0345	0	0	0	0	0	0	0	0	0	0
	Total Public Shareholding		5876	12389128	0	0	12389128	51.0452	0	0	0	0	0	0	0	0	0	0



AVONMORE CAPITAL & MANAGEMENT SERVICES LTD.
SHAREHOLDING PATTERN AS ON 30/09/2018

Table -IV Statement showing shareholding pattern of the Non Promoter - Non Public shareholder

S.No.	Category & Name of the Shareholder (i)	PAN (ii)	No of Shareholders (iii)	No. of fully paid Equity Share Held (iv)	No. Of Partly Paid Equity Shares Held (v)	No. Of shares underlying Depository Receipts (vi)	Total Nos. Shares Held (vii) = IV+v+vi	No of Voting Rights held in each class of securities (ix)			Shareholding as a % assuming full conversions of convertible securities (as a % of diluted equity capital) (xi)=vi+X as a % of (A+B+C2)	No. of Locked in Shares (xii)		No of Shares pledged or otherwise encumbered (xiii)		No of Equity Shares Held in Dematerialized form (xiv)	
								Class X	Class Y	Total		As a % of total shares held (b)	No. (a)	As a % of total shares held (b)	No. (a)		As a % of total shares held (b)
(1)	Custodian/DR Holder																
(a)	names																
(2)	Employees Benefit Trust (under SEBI Based employees benefit) Regulation 2014																
(a)	names																
	Total Non-Promoter Non Public shareholding C = C1+C2																

