

Avonmore Capital & Management Services Ltd.

Avonmore Capital & Management Services Limited

CIN No:- L67100DL1991PLCO45857

Registered Office: F- 33/3 Okhla Industrial Area, Phase-II, New Delhi - 110020

Part I - Statement Of Unaudited Standalone Financial Results for the quarter/ nine months ended 31 December 2020

(Rs. in Lakh except per share data)

Particulars	Quarter ended			Nine Months ended		Year ended
	December 31, 2020	September 30, 2020	December 31, 2019	December 31, 2020	December 31, 2019	March 31, 2020
	Unaudited	Unaudited	Unaudited	Unaudited	Unaudited	Audited
I Income						
Revenue From operations						
Interest Income	80	73	91	200	241	235
Dividend Income	-	-	-	-	-	-
Rental Income	-	-	-	-	-	-
Fees and commission income	-	-	-	-	-	-
Net gain on fair value changes	-	-	-	-	-	-
Reversal of Impairment on financial instruments	3	-	-	3	-	4
Sale of products	-	-	-	-	-	-
Others	4	12	2	18	0	(1)
Total Revenue From operations (I)	87	85	93	230	260	238
II Other Income	2	-	-	2	-	23
III Total income (I+II)	89	85	93	232	260	261
IV Expenses						
Finance costs	10	1	2	20	2	4
Fees and commission expense	3	12	-	16	3	17
Net loss on fair value changes	-	-	-	-	-	(0)
Impairment on financial instruments	-	-	-	-	-	-
Net loss on derecognition of financial instruments under amortised cost category	-	-	-	-	-	-
Cost of material consumed	-	-	-	-	-	-
Purchases of Stock-in-Trade	-	-	-	-	-	-
Changes in inventories of finished goods, Stock-in-Trade and work-in-progress	-	-	-	-	-	-
Employee benefits expense	24	22	36	62	63	88
Depreciation and amortization expense	-	-	-	-	-	-
Other expenses	6	4	2	18	31	70
Total expenses (IV)	52	39	40	116	99	179
V Profit/ (loss) before exceptional items and tax (III-IV)	37	46	53	116	161	82
VI Exceptional items	-	-	-	-	-	-
VII Profit/(loss) before tax (V-VI)	37	46	53	116	161	82
VIII Tax expense:						
(a) Current tax	10	12	20	31	42	18
(b) Current tax expense relating to prior years	9	13	20	31	39	16
(c) Deferred tax / MAT credit	1	(1)	-	-	3	-
IX Profit/ (Loss) from continuing operations for the period (VII-VIII)	27	35	33	85	109	66
X Profit/ (Loss) from discontinued operations	-	-	-	-	-	-
XI Tax expenses of discontinued operations	-	-	-	-	-	-
XII Profit from Discontinued operations (after tax) (X-XI)	-	-	-	-	-	-
XIII Net Profit (loss) for the period (IX+XII)	27	35	33	85	109	66
XIV Other Comprehensive Income						
A (i) Items that will not be reclassified to profit or loss	-	-	-	-	-	-
-> Re-measurement losses on defined benefit plans	-	-	(1)	-	(1)	1
-> Income tax relating to items that will not be reclassified to profit or loss	-	-	-	-	-	-
B. (i) Items that will be reclassified to profit or loss	-	-	-	-	-	-
(ii) Income tax relating to items that will be reclassified to profit or loss	-	-	-	-	-	-
XV Total Comprehensive Income for the period (Comprising Profit and Other comprehensive income for the period) (XIII+XIV)	27	35	32	85	108	67
XVI Paid-up Equity Share Capital (face value of Rs. 10 each)	2,492	2,492	2,492	2,492	2,492	2,492
XVII Earnings per equity share (for continuing operation)						
(a) Basic	0.11	0.14	0.13	0.35	0.44	0.27
(b) Diluted	0.11	0.14	0.13	0.35	0.44	0.27
XVIII Earnings per equity share (for discontinued operation):						
(a) Basic	-	-	-	-	-	-
(b) Diluted	-	-	-	-	-	-
XIX Earnings per equity share (Total) including Other Comprehensive Income						
(a) Basic	0.11	0.14	0.13	0.35	0.44	0.27
(b) Diluted	0.11	0.14	0.13	0.35	0.44	0.27




Notes

- 1 The above results have been reviewed and recommended by the Audit Committee and approved by the Board at their meeting held on February 13, 2021.
- 2 The financial results have been prepared in accordance with Ind-AS as prescribed under section 133 of the Companies Act, 2013 read with Rule 3 of the Companies (Indian accounting Standard rules, 2015 and Companies (Indian Accounting Standards) Amendment Rules, 2016, accordance with Ind AS as prescribed under section 133 of the Companies Act, 2013 read with Rule 3 of the Companies (Indian accounting Standard rules, 2015 and Companies (Indian Accounting Standards) Amendment Rules, 2016.
- 3 The outbreak of Covid-19 pandemic has affected several countries across the world, including India. The Indian Government had announced a complete lockdown across the country which is still continuing with gradual relaxations. There has been no material change in the controls or COVID-19 was declared a Global Pandemic on 11th March 2020 by the WHO and the GOI announced a Lockdown on 24th March 2020. We believe that the Impact Assessment of this Pandemic is a continuous evolving process, given its intensity in the Financial Capital of India. Our company shall continue to monitor all material changes to future conditions arising due to Pandemic.
- 4 In accordance with Ind As-108 "Operating Segments" and based in "management evaluation", the Chief Operating Decision Management evaluates the Company's performance and allocates resources based on an analysis of various performance indicators by business segment. Accordingly, information has been presented along these business segments. The accounting principles used in preparing financial statements are consistently applied to record revenue & expenditure in individual segments.
- 5 The basic and diluted earnings per share have been calculated in accordance with the Ind AS-33 "Earnings Per Share".
- 6 Figures for the previous period have been regrouped/reclassified wherever necessary to conform to the current period's classification.

Place: New Delhi
Date: 13 -February 2021

For and on behalf of the Board of
Avonmore Capital & Management Services Limited


Ashok Kumar Gupta
Managing Director
DIN : 02590928




Avonmore Capital & Management Services Limited
Registered Office: F- 33/3 Okhla Industrial Area, Phase-II, New Delhi - 110020
Standalone unaudited Segment wise revenue, results, Segment assets and Segment liabilities for the Quarter / Nine Months ended 31 December 2020

(Rs. In Lakh except per share data)

Particulars	Quarter ended			Nine Months ended		Year ended
	December 31, 2020	September 30, 2020	December 31, 2019	December 31, 2020	December 31, 2019	March 31, 2020
	Unaudited	Unaudited	Unaudited	Unaudited	Unaudited	Audited
Segment Revenue						
(a) Investments activities	-	-	-	-	-	-
(b) Debt and equity market operations	4	12	2	18	9	(1)
(c) Finance activities	83	73	91	212	241	239
Income from Operations	87	85	93	230	260	238
Segment results						
Profit before tax and interest from each segment						
(a) Investments activities	-	-	-	-	-	-
(b) Debt and equity market operations	3	1	3	6	6	(1)
(c) Finance activities	34	45	50	110	145	60
Total	37	46	53	116	151	59
Less:						
1) Unallocable interest	-	-	-	-	-	-
2) Other unallocable expenditure (net off unallocable income)	-	-	-	-	-	(23)
Profit before tax	37	46	53	116	151	82
Segment Assets						
(a) Investments activities	6,429	6,429	6,430	6,429	6,430	6,432
(b) Debt and equity market operations	587	593	589	587	589	590
(c) Finance activities	4,140	3,796	3,281	4,140	3,281	3,086
(d) Unallocated	122	121	129	122	129	121
Total Segment Assets	11,278	10,939	10,429	11,278	10,429	10,199
Segment Liabilities						
(a) Investments activities	-	-	-	-	-	-
(b) Debt and equity market operations	-	-	-	-	-	-
(c) Finance activities	1078	763	234	1,078	234	81
(d) Unallocated	-	-	2	-	2	-
	1078	763	236	1078	236	81

For and on behalf of the Board of
Avonmore Capital & Management Services Limited

Ashok Kumar Gupta
 Managing Director
 DIN : 02590928



Place: New Delhi
 Date: 13 -February 2021

Independent Auditor's Limited Review Report on the Unaudited Standalone Financial Results of the Avonmore Capital & Management Services Ltd for the quarter/nine months ended 31st December 2020 pursuant to the Regulation 33 of SEBI (Listing Obligations and Disclosures Requirements) Regulations, 2015


**To the Board of Directors
Avonmore Capital & Management Services Ltd**

1. We have reviewed the accompanying Statement of Standalone Unaudited Financial Results ('the statement') of the company, **Avonmore Capital & Management Services Ltd** ('the company') for the **quarter/nine months ended 31st December 2020** and year to date from 1st April 2020 to 31st December 2020 (the "Statement") attached herewith, being submitted by the company pursuant to the Regulation 33 of the SEBI (Listing Obligations and Disclosure Requirements) Regulations 2015 as amended (the 'Regulation'), read with SEBI Circular No. CIR/CFD/CMD1/44/2019 dated March 29, 2019 ('the Circular').

The preparation of the statement in accordance with the recognition and measurement principles laid down in Indian Accounting Standard 34, (Ind-AS 34) "Interim Financial Reporting" prescribed under section 133 of the companies act 2013, as amended, read with the relevant rules issued thereunder and other accounting principles generally accepted in India, read with circular is the responsibility of the Company's management and has been approved by the Board of Directors of the Company. Our responsibility is to issue a report on the statement based on our review.

2. We conducted our review in accordance with the Standard on Review Engagements (SRE) 2410, "Review of Interim Financial Information Performed by an Independent Auditor of the Entity" issued by the Institute of Chartered Accountants of India. This Standard requires that we plan and perform the review to obtain moderate assurance as to whether the financial statements are free of material misstatement. A review is limited primarily to inquiries of company personnel and analytical procedures applied to financial data and thus provide less assurance than an audit. We have not performed an audit and accordingly, we do not express an audit opinion.
3. Based on our review conducted as stated above, nothing has come to our attention that causes us to believe that the accompanying statement of unaudited financial results, prepared in accordance with the recognition and measurement principles laid down in the applicable Indian Accounting Standard (Ind-AS) prescribed under Section 133 of the Companies Act, 2013, read with relevant rules issued there under and other recognized accounting principles generally accepted in India, has not disclosed the information required to be disclosed in terms of regulation 33 of the SEBI (Listing Obligation and Disclosure Requirements) Regulation, 2015, read with SEBI Circular No. CIR/CFD/FAC/62/2016 dated July 5, 2016 including the manner in which it is to be disclosed, or that it contains any material misstatement.

For Mohan Gupta & Co. & COMPANY
Chartered Accountants
Firm Reg. No. 06549N
New Delhi



CA Mohan Gupta
Partner
M.no- 082466
Date : 13.02.2021
Place : New Delhi
UDIN: 21082466AAAABC8579

Avonmore Capital & Management Services Ltd.

Avonmore Capital & Management Services Limited


CIN No: L67190DL1991PLCO46057

Registered Office: F- 33/3 Okhla Industrial Area, Phase-II, New Delhi - 110020

Statement of Un-audited Consolidated Financial Results for the Quarter/ Nine Months ended 31 December 2020

(Rs. in lakh, except per share data)

Particulars	Quarter ended			Nine Months ended		Year Ended
	Dec 31, 2020	Sep 30, 2020	Dec 31, 2019	Dec 31, 2020	Dec 31, 2019	March 31, 2020
	Unaudited	Unaudited	Unaudited	Unaudited	Unaudited	Audited
Income						
I Revenue From operations						
Interest Income	201	180	100	544	502	630
Dividend Income	1	1	2	3	208	671
Rental Income	2	-	3	4	0	0
Fees and commission income	955	1,083	1,460	2,077	4,267	5,402
Gain on fair value changes	178	215	-	512	-	10
Net gain on derecognition of financial instruments under amortised cost category	-	-	-	-	-	-
Sale of products	4	3	0	0	22	28
Others	131	128	60	304	97	140
Total Revenue From operations	1,472	1,580	1,600	4,313	5,200	6,808
II Other income	65	118	95	330	300	412
III Total income	1,537	1,698	1,703	4,643	5,600	7,220
IV Expenses						
Finance costs	28	27	31	95	77	107
Fees and commission expenses	408	496	387	1,317	1,408	1,017
Loss on fair value changes	-	-	1	-	22	53
Impairment on financial instruments	43	(9)	-	78	-	51
Net loss on derecognition of financial instruments under amortised cost category	-	-	-	-	-	-
Cost of material consumed	-	-	-	-	-	-
Purchases of Stock-in-Trade	2	-	2	2	7	10
Changes in inventories of Stock-in-Trade	-	4	1	4	2	(1)
Employee benefits expense	525	509	729	1,475	1,840	2,699
Depreciation and amortization expense	63	73	39	208	128	351
Other expenses	245	333	368	789	1,102	1,363
Total expenses	1,314	1,433	1,558	3,968	4,587	6,640
V Profit before share of (loss)/profit of equity accounted investees, exceptional items and tax	223	265	235	675	913	580
VI Exceptional items	-	-	-	-	-	-
VII Profit before share of (loss)/profit of equity accounted investees and tax	223	265	235	675	913	580
Share of (loss)/profit of equity accounted investees	392	437	271	1,476	909	1,042
VIII Profit before tax	615	702	506	2,151	1,822	1,622
IX Tax expense:						
(a) Current tax	48	82	65	164	189	(184)
(b) Current tax expense relating to prior years	55	69	75	187	174	87
(c) Deferred tax / MAT Credit	(7)	21	(3)	35	22	(219)
X Profit from continuing operations for the period	567	620	441	1,987	1,633	1,806
XI Profit from discontinued operations	-	-	-	-	-	-
XII Tax expenses of discontinued operations	-	-	-	-	-	-
XIII Profit from Discontinued operations (after tax)	-	-	-	-	-	-
XIV Not Profit for the period	567	620	441	1,987	1,633	1,806
XV Other Comprehensive Income						
A (i) Items that will not be reclassified to profit or loss	14	18	(7)	43	(23)	72
(ii) Income tax relating to items that will not be reclassified to profit or loss	20	25	(11)	60	(33)	100
(i) Income tax relating to items that will not be reclassified to profit or loss	(6)	(7)	4	(17)	10	(28)
B. (i) Items that will be reclassified to profit or loss	-	-	-	-	-	-
(ii) Income tax relating to items that will be reclassified to profit or loss	-	-	-	-	-	-
XVI Total Comprehensive Income for the period (Comprising Profit and Other comprehensive Income for the period)	581	638	434	2,030	1,610	1,878
(a) Owners of the Company	380	434	93	1,488	1,269	1,661
(b) Non-controlling interest	201	204	341	542	341	217
XVII Of the total comprehensive income above, profit (loss) attributable to						
(a) Owners of the Company	372	425	97	1,463	1,282	1,597
(b) Non-controlling interest	195	195	344	524	351	209
XVIII Of the total comprehensive income above, other comprehensive income (loss) attributable to						
(a) Owners of the Company	8	9	(4)	25	(13)	64
(b) Non-controlling interest	6	10	(3)	18	(10)	8
XIX Paid-up Equity Share Capital (face value of Rs. 10 each)	2,492	2,492	2,492	2,492	2,492	2,492
XX Earnings per equity share (for continuing operation)						
(a) Basic	1.57	2.24	1.36	6.13	5.57	6.84
(b) Diluted	1.57	2.24	1.36	6.13	5.57	6.84
XXI Earnings per equity share (for discontinued operation):						
(a) Basic	-	-	-	-	-	-
(b) Diluted	-	-	-	-	-	-



Notes

- 1 The above results have been reviewed and recommended by the Audit Committee and approved by the Board at their meeting held on February 13, 2021.
- 2 The above financial results have been prepared in accordance with the recognition and measurement principles laid down in Ind AS notified under section 133 of Companies Act, 2013 read with relevant Rules issued thereunder and other accounting principles generally accepted in India.
- 3 The outbreak of Covid-19 pandemic has affected several countries across the world, including India. The Indian Government had announced a complete lockdown across the country which is still continuing with gradual relaxations. There has been no material change in the controls or processes followed in the closing of the financial statements of the Company.
As at Dec 31, 2020, based on facts and circumstances existing as of that date, the Company does not anticipate any material uncertainties, which affect its liquidity position; and its ability to fulfil its financial obligations. The ongoing COVID-19 situation, if prolonged, may result in some changes in the overall economic and market conditions, which may in turn have an impact on the future operations of the Company.
- 4 In accordance with Ind As-108 "Operating Segments" and based in "management evaluation", the management evaluates the Company's performance and allocates resources based on an analysis of various performance indicators by business segment. Accordingly, information has been presented along these business segments. The accounting principles used in preparing financial statements are consistently applied to record revenue & expenditure in individual segments.
- 5 The basic and diluted earnings per share have been calculated in accordance with the Ind AS-33 "Earnings Per Share".
- 6 The Consolidated results include the results of followings:
Holding Company:
a. Avonmore Capital & Management Services Limited,
Subsidiaries:
a. Almondz Infosystem Private Limited,
b. Almondz Global Securities Limited, its subsidiaries and associate,
c. Glow Apparels Private Limited.,
d. Red Solutions Private Limited,
e. Apricot Infosoft Private Limited,
f. Avonmore Developers Private Limited,
g. Anomono Holdings Private Limited,
Associates:
a. Willis Towers Watson India Insurance Brokers Private Limited
- 7 Figures for the previous period have been regrouped/reclassified wherever necessary to confirm to the current period's classification.

For and on behalf of the Board of
Avonmore Capital & Management Services Limited

Ashok Kumar Gupta
Managing Director
DIN : 02590928



Place: New Delhi
Date: 13- February 2021

Avonmore Capital & Management Services Limited

CIN No:- L67190DL1991PLCO45857

Registered Office: F- 33/3 Okhla Industrial Area, Phase-II, New Delhi - 110020

Consolidated unaudited Segment wise revenue, results, Segment assets and Segment liabilities for the Quarter / Nine Months ended 31 December 2020

Rupees In Lakh


Particulars	Quarter ended			Nine Months Ended		Year Ended
	Dec 31, 2020	Sep 30, 2020	Dec 31, 2019	Dec 31, 2020	Dec 31, 2019	March 31, 2020
	Unaudited	Unaudited	Unaudited	Unaudited	Unaudited	Audited
Segment Revenue						
(a) Debt and equity market operations	352	284	58	838	93	(28)
(b) Consultancy and advisory fees*	632	878	1,063	2,204	3,181	4,136
(c) Wealth Advisory / Broking activities	267	231	294	702	845	1,158
(d) Finance activities	168	141	180	455	612	800
(e) Investment activities	14	13	17	34	207	591
(f) Healthcare activities	33	19	78	58	251	342
(g) Others**	6	14	8	22	21	9
Total	1,472	1,580	1,698	4,313	5,200	6,808
Income from Operations	1,472	1,580	1,698	4,313	5,200	6,808
Segment Results						
Profit before tax and interest from each segment						
(a) Debt and equity market operations	210	111	14	407	(109)	(308)
(b) Consultancy and advisory fees*	9	6	87	(54)	349	126
(c) Wealth Advisory / Broking activities	11	13	23	34	49	27
(d) Finance activities	61	121	106	249	317	162
(e) Investment activities	25	(3)	15	27	295	584
(f) Healthcare activities	(30)	(39)	2	(96)	-	(8)
(g) Others**	-	-	4	4	12	6
Total	286	209	251	571	913	591
Less:						
1) Unallocable interest	5	1	5	7	5	8
2) Other unallocable expenditure (net off unallocable income)	58	(57)	11	(111)	(5)	3
Profit before tax	223	265	235	675	913	580
Segment Assets						
(a) Debt and equity market operations	2,524	1,330	995	2,524	995	971
(b) Consultancy and advisory fees*	3,685	3,669	4,262	3,685	4,262	3,555
(c) Wealth Advisory / Broking activities	2,726	2,196	2,565	2,726	2,565	2,068
(d) Finance activities	6,969	7,750	6,934	6,969	6,934	7,287
(e) Investment activities	6,429	6,429	-	6,429	-	6,432
(f) Healthcare activities	505	563	523	505	523	673
(g) Others**	2,067	2,061	2,388	2,067	2,388	2,052
(h) Unallocated	4,911	5,627	10,076	4,911	10,076	5,240
Total	29,816	29,625	27,743	29,816	27,743	28,278
Segment Liabilities						
(a) Debt and equity market operations	628	88	367	628	367	96
(b) Consultancy and advisory fees*	1,449	1,411	1,279	1,449	1,279	1,357
(c) Wealth Advisory / Broking activities	1,854	1,450	1,468	1,854	1,468	1,022
(d) Finance activities	185	1,491	321	185	321	239
(e) Investment activities	-	-	-	-	-	-
(f) Healthcare activities	206	218	140	206	140	311
(g) Others**	57	11	7	57	7	19
(h) Unallocated	8,997	8,751	3,625	8,997	3,625	9,462
Total	13,376	13,420	7,207	13,376	7,207	12,506

*The businesses Corporate finance / advisory service / infrastructure services have been regrouped / rearranged as consultancy and advisory services.

**The businesses which are not reportable segments during the period / year have been grouped under the 'Others' segment.

For and on behalf of the Board of
Avonmore Capital & Management Services Limited

Ashok Kumar Gupta
Managing Director
DIN : 02590928



Place: New Delhi
Date: 13- February 2021

Independent Auditor's Limited Review Report on the Unaudited Consolidated Financial Results of the Avonmore Capital & Management Services Limited for the quarter/nine months ended 31st December 2020 pursuant to the Regulation 33 of SEBI (Listing Obligations and Disclosures Requirements) Regulations, 2015

TO THE BOARD OF DIRECTORS

Avonmore Capital & Management Services Limited

1. We have reviewed the accompanying Statement of Consolidated Unaudited Financial Results of the company, **Avonmore Capital & Management Services Limited** ("the Parent") and its subsidiaries (the Parent and its subsidiaries together referred to as "the Group") and its share of the net profit after tax and total comprehensive income of its associates for the **quarter/nine months ended 31st December 2020** and year to date from 1st April 2020 to 31st December 2020 (the "Statement") attached herewith, being submitted by the Parent pursuant to the Regulation 33 of the SEBI (Listing Obligations and Disclosure Requirements) Regulations 2015 as amended (the 'Regulation'), read with SEBI Circular No. CIR/CFD/CMD1/44/2019 dated March 29, 2019 ('the Circular').
2. The preparation of the statement in accordance with the recognition and measurement principles laid down in Indian Accounting Standard 34, (Ind-AS 34) "Interim Financial Reporting" prescribed under section 133 of the companies act 2013, as amended, read with the relevant rules issued thereunder and other accounting principles generally accepted in India, read with circular is the responsibility of the Parent Company's management and has been approved by the Parent's Board of Directors. Our responsibility is to issue a report on the statement based on our review.
3. We conducted our review in accordance with the Standard on Review Engagements (SRE) 2410, "Review of Interim Financial Information Performed by an Independent Auditor of the Entity" issued by the Institute of Chartered Accountants of India. This Standard requires that we plan and perform the review to obtain moderate assurance as to whether the financial statements are free of material misstatement. A review is limited primarily to inquiries of company personnel and analytical procedures applied to financial data and thus provide less assurance than an audit. We have not performed an audit and accordingly, we do not express an audit opinion.

We also performed procedures in accordance with the circular issued by the Securities and Exchange Board of India under regulation 33(8) of the SEBI (Listing Obligations and Disclosure Requirements) Regulations, 2015 as amended, to the extent applicable.

4. This statement includes the result of the following entities:

Holding Company:

- a. Avonmore Capital & Management Services Limited.

Subsidiaries:

- a. Almondz Infosystem Private Limited. (Wholly Owned Subsidiary)
- b. Almondz Global Securities Limited, its subsidiaries and associate.
- c. Glow Apparels Private Limited. (Wholly Owned Subsidiary)
- d. Red Solutions Private Limited. (Wholly Owned Subsidiary)
- e. Apricot Infosoft Private Limited. (Wholly Owned Subsidiary)



- f. Avonmore Developers Private Limited. (Wholly Owned Subsidiary)
g. Anemone Holdings Private Limited. (Wholly Owned Subsidiary)

Associates:

- a. Willis Towers Watson India Insurance Brokers Private Limited

5. Based on our review conducted as stated above, nothing has come to our attention that causes us to believe that the accompanying statement of unaudited financial results, prepared in accordance with the recognition and measurement principles laid down in the applicable Indian Accounting Standard (Ind-AS) prescribed under Section 133 of the Companies Act, 2013,, read with relevant rules issued there under and other recognized accounting principles generally accepted in India, has not disclosed the information required to be disclosed in terms of regulation 33 of the SEBI (Listing Obligation and Disclosure Requirements) Regulation, 2015, read with SEBI Circular No. CIR/CFD/FAC/62/2016 dated July 5, 2016 including the manner in which it is to be disclosed, or that it contains any material misstatement.
6. The consolidated unaudited financial result also includes the Group share of net profit after tax of Rs.93Lakh/Rs.699Lakh for the quarter/nine months ended 31st December 2020 as considered in the unaudited consolidated financial result, in respect of 1 Associate company, whose financial statements have not been reviewed by us. These financial results/ financial information and other unaudited financial information have been approved and furnished to us by the management. Our conclusion, in so far as it relates to the affairs of the associate is solely based on such financial results and other unaudited financial information. Our conclusion on the statement is not modified in respect of the above matters.

For Mohan Gupta & Co.
Chartered Accountants
Firm Reg. No. 06519N



Mohan Gupta
CA Mohan Gupta
Partner

M.no- 082466

Date : 13.02.2021

Place : New Delhi

UDIN: 21082466AAAABD9196