

Avonmore Capital & Management Services Ltd.

Avonmore Capital & Management Services Ltd.
Registered Office: F- 33/3 Okhla Industrial Area, Phase-II, New Delhi - 110020
Statement of Standalone Unaudited Financial Results for Quarter/ nine months ended 31 December 2018

(Amount in Rs. Lacs)


Particulars	Quarter ended			Nine Months ended		Year ended
	31 Dec 2018 (Unaudited)	30 Sep 2018 (Unaudited)	31 Dec 2017 (Unaudited)	31 Dec 2018 (Unaudited)	31 Dec 2017 (Unaudited)	31 March 2018 (Audited)
1 Revenue from operations	90	105	370	286	2,648	2,709
2 Other income	-	-	-	-	-	2
3 Total income	90	105	370	286	2,648	2,711
Expenses						
a. Employees benefit expenses	13	13	6	35	22	29
b. Finance Cost	4	8	-	18	-	-
c. Depreciation & amortisation expense	-	-	-	-	-	-
d. Other expenses	16	27	8	55	25	55
4 Total Expenses	33	48	14	108	47	84
5 Profit / (loss) before exceptional and extraordinary items and tax (3-4)	57	57	356	178	2,601	2,627
6 Exceptional & extraordinary items : Income / (Expenses)	-	-	-	-	-	-
7 Profit / (Loss) before tax (5-6)	57	57	356	178	2,601	2,627
(a) Current tax	17	17	76	53	557	565
(b) Current tax for earlier years	-	6	-	6	-	-
(c) MAT credit entitlement	-	-	15	-	-	-
(d) Deferred tax	-	-	-	-	-	(7)
8 Tax expense / (credit)	17	23	91	59	557	558
9 Net Profit / (Loss) for the period (7-8)	40	34	265	119	2,044	2,069
10 Paid up equity share capital (face value of Rs. 10 each)	2,492	2,492	2,492	2,492	2,492	2,492
11 Reserve excluding Revaluation Reserves	-	-	-	-	-	7,285
12 Earning per share (un-annualised)						
a) Basic earnings per share (Rs.)	0.16	0.14	1.09	0.49	8.42	8.07
b) Diluted earnings per share (Rs.)	0.16	0.14	1.09	0.49	8.42	8.07

Notes:

- The statement of unaudited financial results for quarter year ended ended 31 December 2018 has been reviewed and recommended by the Audit Committee and approved by the Board of Directors at their respective meeting held on 13 February 2019. The Statutory Auditors of the Company have conducted Limited review of these financial results in terms of Regulation 33 of the Securities and Exchange Board of India (Listing Obligation and Disclosure Requirements) Regulation 2015. The same has been filed with Stock Exchange and is also available on the Company's website at www.avonmorecapital.in
- The statement is prepared in accordance with the requirement of Accounting Standards specified under Section 133 of the Companies Act, 2013, read with Rule 7 of the Companies (Accounts) Rules, 2014.
- Previous period /year figures have been regrouped/ reclassified, wherever necessary.

For and on behalf of Board of
Avonmore Capital & Management Services Ltd.

Ashok Kumar Gupta
Managing Director
DIN:-02590928



Place: New Delhi
Date: 13-February-2019

Avonmore Capital & Management Services Ltd.

Avonmore Capital & Management Services Limited

Registered office : F- 33 / 3 Okhla Industrial Area, Phase-II, New Delhi - 110020


Standalone Unaudited segment wise revenue, results, assets & liabilities for the Quarter/ Nine months ended 31 December 2018

(Amount in Rs. Lacs)

Particulars	Quarter ended			Nine Months ended		Year ended
	31 Dec 2018 (Unaudited)	30 Sep 2018 (Unaudited)	31 Dec 2017 (Unaudited)	31 Dec 2018 (Unaudited)	31 Dec 2017 (Unaudited)	31 March 2018 (Audited)
Segment Revenue						
(a) Investments activities	-	-	302	-	2,521	2,521
(b) Debt & Equity Market Operations	-	(6)	(1)	(16)	(4)	(2)
(c) Finance activities	90	111	69	302	131	190
(d) Advisory fees	-	-	-	-	-	-
Income from Operations	90	105	370	286	2,648	2,709
Segment Results						
Profit before tax and interest from each segment						
(a) Investments activities	-	-	302	-	2,521	2,521
(b) Debt & Equity Market Operations	-	(6)	(1)	(16)	(4)	(2)
(c) Finance activities	57	63	55	194	84	108
(d) Advisory fees	-	-	-	-	-	-
Total	57	57	356	178	2,601	2,627
Less:						
Other unallocable expenditure net off unallocable income	-	-	-	-	-	-
Profit before tax	57	57	356	178	2,601	2,627
Segment Assets						
(a) Investments activities	6,806	6,805	6,989	6,806	6,989	6,804
(b) Debt & Equity Market Operations	14	19	649	14	649	160
(c) Finance activities	3,329	3,404	2,342	3,329	2,342	2,804
(d) Advisory fees	-	-	-	-	-	-
(e) Unallocated	21	21	349	21	349	24
Total	10,170	10,249	10,329	10,170	10,329	9,792
Segment Liabilities						
(a) Investments activities	-	-	-	-	-	-
(b) Debt & Equity Market Operations	-	-	-	-	-	-
(c) Finance activities	274	391	9	274	9	13
(d) Advisory fees	-	-	-	-	-	-
(e) Unallocated	1	2	566	1	566	2
Total	275	393	575	275	575	15

For and on behalf of Board of
Avonmore Capital & Management Services Ltd.

Ashok Kumar Gupta
Managing Director
DIN:-02590928



Place: New Delhi
Date: 13-February-2019

INDEPENDENT AUDITORS' REVIEW REPORT ON REVIEW OF INTERIM FINANCIAL RESULTS

TO THE BOARD OF DIRECTORS

AVONMORE CAPITAL & MANAGEMENT SERVICES LIMITED


1. We have reviewed the accompanying Statement of **Standalone** Unaudited Financial Results ('the statement') of the company, **Avonmore Capital & Management Services Limited** ("the company") for the quarter ended **31 December, 2018** being submitted by the company pursuant to the Regulation 33 of the SEBI (Listing Obligations and Disclosure Requirements) Regulations 2015.

This Statement is the responsibility of the Company's management and has been approved by the Board of Directors of the Company. Our responsibility is to issue a report on the statement based on our review.

2. We conducted our review in accordance with the Standard on Review Engagements (SRE) 2410, "Review of Interim Financial Information Performed by an Independent Auditor of the Entity" issued by the Institute of Chartered Accountants of India. This Standard requires that we plan and perform the review to obtain moderate assurance as to whether the financial statements are free of material misstatement. A review is limited primarily to inquiries of company personnel and analytical procedures applied to financial data and thus provide less assurance than an audit. We have not performed an audit and accordingly, we do not express an audit opinion.
3. Based on our review conducted as stated above, nothing has come to our attention that causes us to believe that the accompanying statement, prepared in accordance with the aforesaid Accounting Standards specified as per Section 133 of the Companies Act, 2013 and other accounting principles generally accepted in India, has not disclosed the information required to be disclosed in terms of regulation 33 of the SEBI (Listing Obligation and Disclosure Requirements) Regulation, 2015, including the manner in which it is to be disclosed, or that it contains any material misstatement.

**For Mohan Gupta & Co.
Chartered Accountants
Firm Reg. No. 06519N**

**CA Mohan Gupta
Partner
M.No-082406**



**Date : 13-02-2019
Place : New Delhi**

Avonmore Capital & Management Services Ltd.

Avonmore Capital & Management Services Ltd. Registered Office: F- 33/3 Okhla Industrial Area, Phase-II, New Delhi - 110020 Statement of consolidated unaudited financial results for Quarter/ Nine Months ended 31 December 2018						
Particulars	Quarter ended			Nine Months ended		Year ended
	31 December 2018	30 September 2018	31 December 2017	31 December 2018	31 December 2017	31 March 2018
	(unaudited)	(unaudited)	(unaudited)	(unaudited)	(unaudited)	(audited)
1 Revenue from operations	1,984	1,997	2,868	6,102	7,799	9,804
2 Other Income	55	74	71	191	370	520
3 Total income	2,049	2,071	2,939	6,293	8,169	10,333
Expenses						
a. Employees benefit expenses	820	804	701	2,408	2,049	2,764
b. Finance Cost	29	12	50	81	199	259
c. Depreciation & amortisation expense	40	44	34	119	93	127
d. Other expenses	999	908	1,099	2,814	2,920	4,085
4 Total Expenses	1,888	1,768	2,484	5,420	5,269	7,236
5 Profit / (loss) before exceptional and extraordinary items and tax (3-4)	161	303	455	873	2,900	3,098
6 Exceptional & extraordinary items : Income / (Expenses)	-	-	-	-	-	-
7 Profit / (loss) after exceptional and extraordinary items (5-6)	161	303	455	873	2,900	3,098
8 Tax expense / (credit)	44	57	96	152	589	576
9 Net Profit / (Loss) for the period (7-8)	117	246	359	721	2,301	2,522
10 Add: Share of profit / (loss) in associates	127	116	59	464	153	237
11 Minority Interest	71	72	60	322	169	272
12 Net Profit / (Loss) from ordinary activities after tax, minority interest and share of profit/(loss) in associates(9+10-11)	173	290	358	863	2,285	2,487
13 Paid up equity share capital (face value of Rs. 10 each)	2,492	2,492	2,492	2,492	2,492	2,492
14 Reserve excluding Revaluation Reserves	-	-	-	-	-	10,813
15 Earning per share (un-annualised)						
a) Basic earnings per share (Rs.)	0.71	1.65	1.48	7.94	9.41	10.25
b) Diluted earnings per share (Rs.)	0.71	1.65	1.48	7.94	9.41	10.25

Notes:

- The statement of consolidated unaudited financial results for quarter ended 31 December 2018 has been reviewed and recommended by the Audit Committee and approved by the Board of Directors at their respective meeting held on 13 February 2019. The Statutory Auditors of the Company have conducted Limited review of these financial results in accordance with Regulation 33 of the Securities and Exchange Board of India (Listing Obligation and Disclosure Requirements) Regulation 2015.
- The statement is prepared in accordance with the requirement of Accounting Standards specified under Section 133 of the Companies Act, 2013, read with Rule 7 of the Companies (Accounts) Rules, 2014, wherein the financial results of the Company subsidiaries and associates and joint ventures are consolidated with the financial results of the Company.
- The Consolidated results include the results of followings:
Holding Company:
 a. Avonmore Capital & Management Services Limited.
Subsidiaries:
 a. Almondz Infosystem Private Limited.
 b. Almondz Global Securities Limited, its subsidiaries and associate.
 c. Latitude 23 Communication Limited.
 d. Red Solutions Private Limited.
 e. Apricot Infosoft Private Limited.
 f. Avonmore Developers Private Limited.
 g. Anemone Holdings Private Limited.
 h. Glow Apparels Private Limited.
 i. TRP Social Consultants Private Limited
Associates:
 a. Yug Infrastructures Private Limited.
 b. Carya Chemical & Fertilizers Private Limited .
 c. Willis Towers Watson India Insurance Brokers Private Limited
- Previous period / year's figures have been regrouped / reclassified, wherever necessary.
- Key Standalone Financial information is given below:

Particulars	Quarter ended			Nine months ended		Year ended
	31 December 2018	30 September 2018	31 December 2017	31 December 2018	31 December 2017	31 March 2018
	(unaudited)	(unaudited)	(unaudited)	(unaudited)	(unaudited)	(audited)
Total Revenue	90	105	370	286	2,648	2,711
Profit/Loss before tax	57	57	356	178	2,601	2,627
Profit/Loss after tax	40	34	265	119	2,044	2,069



Avonmore Capital & Management Services Ltd.

Avonmore Capital & Management Services Limited (Consolidated)
Registered office : F- 33 / 3 Okhla Industrial Area, Phase-II, New Delhi - 110020
Segment wise revenue, results and segment assets / liabilities for the Quarter / Nine Months ended 31 December 2018

Particulars	Amount in Rs. Lacs					
	Quarter ended			Nine months ended		Year ended
	31 December 2018 (unaudited)	30 September 2018 (unaudited)	31 December 2017 (unaudited)	31 December 2018 (Unaudited)	31 December 2017 (Unaudited)	31 March 2018 (Audited)
Segment Revenue						
(a) Debt and equity market operations	63	(82)	77	-5	151	119
(b) Corporate finance/advisory fees	149	438	967	912	1,397	1,761
(c) Infrastructure advisory	1,138	872	507	2,824	1,634	2,558
(d) Finance activities	176	175	491	794	767	880
(e) Investment activities	-	61	303	61	2,521	2,521
(f) Wealth advisory /Broking activities*	345	404	460	1,180	1,291	1,739
(g) Healthcare Services	100	88	62	250	133	217
(h) Others**	23	43	1	86	5	9
Income from Operations	1,994	1,997	2,868	6,102	7,799	9,804
Segment Results						
Profit before tax and interest from each segment						
(a) Debt and equity market operations	-15	(177)	1	(301)	(59)	(192)
(b) Corporate finance/advisory fees	16	282	684	473	818	1,028
(c) Infrastructure advisory	136	122	(6)	358	20	94
(d) Finance activities	97	101	(505)	440	(236)	(162)
(e) Investment activities	-	61	302	61	2,521	2,521
(f) Wealth advisory /Broking activities*	-9	(13)	21	4	11	30
(g) Healthcare Services	4	3	1	9	(36)	(24)
(h) Others**	-12	2	3	(8)	-	9
Total	219	381	601	1,036	3,037	3,304
Less:						
1) Unallocable interest	1	27	38	33	134	150
2) Other unallocable expenditure (net off unallocable income)	57	51	8	130	3	56
Profit before tax	161	303	455	873	2,900	3,098
Segment Assets						
(a) Debt and equity market operations	1,267	1,219	2,554	1,267	2,554	2,050
(b) Corporate finance/advisory fees	148	526	1,754	148	1,754	382
(c) Infrastructure advisory	3,603	3,480	2,535	3,603	2,535	2,726
(d) Finance activities	5,928	5,864	3,675	5,928	3,675	4,551
(e) Investment activities	973	941	755	973	755	659
(f) Wealth advisory /Broking activities*	3,008	3,499	3,264	3,008	3,264	3,643
(g) Healthcare Services	644	598	490	644	490	450
(h) Others**	2,112	2,074	2,130	2,112	2,130	2,138
(i) Unallocated	9,103	7,934	11,018	9,103	11,018	7,673
Total	26,786	26,145	28,176	26,786	28,175	24,372
Segment Liabilities						
(a) Debt and equity market operations	184	144	318	184	318	588
(b) Corporate finance/advisory fees	45	85	887	45	867	83
(c) Infrastructure advisory	658	968	1,030	658	1,030	620
(d) Finance activities	487	647	16	487	16	21
(e) Investment activities	-	-	-	-	-	-
(f) Wealth advisory /Broking activities*	1,748	2,058	1,835	1,748	1,835	1,210
(g) Healthcare Services	129	137	70	129	70	80
(h) Others**	25	49	5	25	5	157
(i) Unallocated	3,709	3,889	5,249	3,709	5,249	3,523
Total	6,985	7,977	9,390	6,985	9,390	5,282
Others assets include:-						
a) Investment in associates (Premier alcobev Private Limited) through subsidiary	1,928	1,825	1,683	1,928	1,683	1,711
Unallocated assets include:-						
a) Unallocated fixed assets	3,078	3,093	3,156	3,078	3,156	3,119
b) Other current / non current assets	6,025	4,841	7,882	6,025	7,862	4,554

Others assets include:-

a) Investment in associates (Premier alcobev Private Limited) through subsidiary

Unallocated assets include:-

a) Unallocated fixed assets
b) Other current / non current assets


*Wealth advisory / broking activities includes stock broking, commodities broking and

**The businesses which are not reportable segments during the year have been grouped under the 'Others' segment.

For and on behalf of Board of
Avonmore Capital & Management Services Ltd.

Ashok Kumar Gupta
Managing Director
DIN:-02590928

Place: New Delhi
Date: 13-February -2019



**INDEPENDENT AUDITORS' REVIEW REPORT ON REVIEW OF INTERIM FINANCIAL RESULTS
TO THE BOARD OF DIRECTORS**


AVONMORE CAPITAL & MANAGEMENT SERVICES LIMITED

1. We have reviewed the accompanying Statement of **Consolidated Unaudited Financial Results** ('the statement') of the company, **AVONMORE CAPITAL & MANAGEMENT SERVICES LIMITED** ("the company") for the quarter ended **31 December, 2018** being submitted by the company pursuant to the Regulation 33 of the SEBI (Listing Obligations and Disclosure Requirements) Regulations 2015.

This Statement is the responsibility of the Company's management and has been approved by the Board of Directors of the Company. Our responsibility is to issue a report on the statement based on our review.

2. We conducted our review in accordance with the Standard on Review Engagements (SRE) 2410, "Review of Interim Financial Information Performed by an Independent Auditor of the Entity" issued by the Institute of Chartered Accountants of India. This Standard requires that we plan and perform the review to obtain moderate assurance as to whether the financial statements are free of material misstatement. A review is limited primarily to inquiries of company personnel and analytical procedures applied to financial data and thus provide less assurance than an audit. We have not performed an audit and accordingly, we do not express an audit opinion.
3. Based on our review conducted as stated above, nothing has come to our attention that causes us to believe that the accompanying statement of unaudited financial results, prepared in accordance with the recognition and measurement principles laid down in Accounting Standard 25, Interim Financial Reporting (AS 25) prescribed under Section 133 of the Companies Act, 2013, read with relevant rules issued there under and other recognized accounting principles generally accepted in India, has not disclosed the information required to be disclosed in terms of regulation 33 of the SEBI (Listing Obligation and Disclosure Requirements) Regulation, 2015, read with SEBI Circular No. CIR/CFD/FAC/62/2016 dated July 5, 2016 including the manner in which it is to be disclosed, or that it contains any material misstatement.

**For Mohan Gupta & Co.
Chartered Accountants
Firm Reg. No. 106519N**



**CA Mohan Gupta
Partner
M.No-082466
Date : 13-02-2019
Place : New Delhi**