

Avonmore Capital & Management Services Ltd.

Annexure-1

Format of holding of Specified Securities

1. Name of Entity: AVONMORE CAPITAL & MANAGEMENT SERVICES LTD

2. Script Code: 511589

3. Shareholding Pattern filed under: Reg. 31 (1) (b)

If under 31 (1) (b) then indicate the report for the Quarter Ended: 30.09.2020

If under 31 (1)(c) then indicate date of allotment/extinguishment-N.A.

4. Declaration: The Listed Entity is required to submit the following declaration to the extent of submission of information:

SR No.	Particulars	Yes*	No*
1	Whether the Listed Entity has issued any partly paid up shares?		No
2	Whether the Listed Entity has issued any Convertible Securities or Warrants?		No
3	Whether the Listed Entity has any shares against which depository receipts are issued?		No
4	Whether the Listed Entity has any shares in Lock-in?		No
5	Whether any shares held by promoters are pledge or otherwise encumbered?		No
6	Whether the Listed Entity has any significant beneficial owner?		Yes


* If the Listed Entity selects the option 'No' for the questions above, the columns for the partly paid-up shares, Outstanding convertible Securities/Warrants, depository receipts, locked-in shares pledged or otherwise encumbered by promoters, as applicable, shall not be displayed at the time of dissemination on the Stock Exchange website. Also wherever there is 'No' declared by Listed Entity in above table the values will be considered as Zero' by default on submission of the format of holding of specified securities.

6. The tabular format for disclosure of holding of specified securities is as follows:-



AVONMIDRE CAPITAL & MANAGEMENT SERVICES LTD.
 SHAREHOLDING PATTERN AS ON 30th September 2020
 Table - I Summary Statement holding of specified securities

Category (I)	Category of Shareholder (II)	No of Shareholders (III)	No. of fully paid Equity Share Held (IV)	No. Of Partly Paid Equity Shares Held (V)	No. Of shares underlying Depository Receipts (VI)	Total Nos. Shares Held (VII) = (IV)+(V)+(VI)	Shareholding as a % of total no of Shares (calculated as per SCRR 1957 (VIII) as a % of (A+B+C2))	No of Voting Rights held in each class of securities (IX)			No of shares underlying convertible securities (including warrants) (X)	Shareholding as a % assuming full conversions of convertible securities (as a % of diluted equity capital) (XI) = (VII+X) as a % of (A+B+C2)	No. of Locked in Shares (XII)		No of Shares pledged or otherwise encumbered (XIII)	No of Equity Shares Held in Dematerialized form (XIV)
								Class X	Class Y	Total			Total as a % of (A+B+C)	No. (a)		
(A)	Promoter & Promoter Group	4	13910702	0	0	13910702	57.3143	13910702	57.3143	0	57.3143	0	0.0000	0	0.0000	13910702
(B)	Public	5096	10360198	0	0	10360198	42.6857	10360198	42.6857	0	42.6857	0	0.0000	4448204	4.2534	10122475
(C)	Non Promoter - Non Public	0	0	0	0	0	0.0000	0	0.0000	0	0.0000	0	0.0000	0	0.0000	0
(C1)	Shares Underlying DRs	0	0	0	0	0	0.0000	0	0.0000	0	0.0000	0	0.0000	0	0.0000	0
(C2)	Share Held By Employees Trusts	0	0	0	0	0	0.0000	0	0.0000	0	0.0000	0	0.0000	0	0.0000	0
	Total	0	0	0	0	0	0.0000	0	0.0000	0	0.0000	0	0.0000	0	0.0000	0
	Total A+B+C1+C2	5100	24270900	0	0	24270900	100.0000	24270900	100.0000	0	100.0000	0	0.0000	4448204	1.8327	24694377



AVONMORE CAPITAL & MANAGEMENT SERVICES LTD.
SHAREHOLDING PATTERN AS ON 30th September, 2020


Table - II Statement showing shareholding pattern of the Promoter and Promer Group

S.No.	Category & Name of the Shareholder (I)	PAN (II)	No of Shareholders (III)	No. of fully paid Equity Share Held (IV)	No. Of Partly Paid Equity Shares Held (V)	No. Of shares underlying Depository Receipts (VI)	Total Nos. Shares Held (VII) = IV+V+VI	Shareholding as a % of total no of shares (calculated as per SCRR 1957) (VIII) as a % of (A+B+C2)	No of Voting Rights held in each class of securities (IX)			No of shares underlying convertible securities (including warrants) (X)	Shareholding as a % assuming full conversions of convertible securities (as a % of diluted equity capital) (XI)=(X)/(A+B+C2) as a % of (A+B+C2)	No. of Locked In Shares (XII)		No of Shares pledged or otherwise encumbered (XIII)	No of Equity Shares Held in Dematerialized form (XIV)
									Class X	Class Y	Total			No. (a)	As a % of total shares held (b)		
(1)	Indian Individual		2	2081315	0	0	2081315	8.5754	2081315	0	2081315	8.5754	0	0.0000	0	0.0000	2081315
(a)	Gurpreet N S Sobti	ABJPS9400L		5000	0	0	5000	0.0206	5000	0	5000	0.0206	0	0.0000	0	0.0000	5000
(b)	Navjeet Singh Sobti	AAYP53411R		2076315	0	0	2076315	8.5548	2076315	0	2076315	8.5548	0	0.0000	0	0.0000	2076315
(c)	Huf		0	0	0	0	0	0.0000	0	0	0	0.0000	0	0.0000	0	0.0000	0
(d)	Central Govt./state Govt./ President Of Incia		0	0	0	0	0	0.0000	0	0	0	0.0000	0	0.0000	0	0.0000	0
(e)	Financial Inst/banks		0	0	0	0	0	0.0000	0	0	0	0.0000	0	0.0000	0	0.0000	0
	Any other		0	0	0	0	0	0.0000	0	0	0	0.0000	0	0.0000	0	0.0000	0
	Other - Body Corporate		2	11829387	0	0	11829387	48.7390	11829387	0	11829387	48.7390	0	0.0000	0	0.0000	11829387
	Innovative Money Matters Pvt Ltd	AAACZ156A		9053010	0	0	9053010	37.2999	9053010	0	9053010	37.2999	0	0.0000	0	0.0000	9053010
	Rakam Infrastructures Private Limited	AAACR4028G		2776377	0	0	2776377	11.4391	2776377	0	2776377	11.4391	0	0.0000	0	0.0000	2776377
	Sub - Total		4	13910702	0	0	13910702	57.3143	13910702	0	13910702	57.3143	0	0.0000	0	0.0000	13910702
(2)	Foreign Individual/(nri/ Foreign Individual)		0	0	0	0	0	0.0000	0	0	0	0.0000	0	0.0000	0	0.0000	0
(a)	Government		0	0	0	0	0	0.0000	0	0	0	0.0000	0	0.0000	0	0.0000	0
(b)	Institutions		0	0	0	0	0	0.0000	0	0	0	0.0000	0	0.0000	0	0.0000	0
(c)	Foreign Portfolio Investor		0	0	0	0	0	0.0000	0	0	0	0.0000	0	0.0000	0	0.0000	0
(d)	Any Other		0	0	0	0	0	0.0000	0	0	0	0.0000	0	0.0000	0	0.0000	0
(e)	Sub - Total		0	0	0	0	0	0.0000	0	0	0	0.0000	0	0.0000	0	0.0000	0
	Total Shareholding of Promoter and Promotor Group		4	13910702	0	0	13910702	57.3143	13910702	0	13910702	57.3143	0	0.0000	0	0.0000	13910702



AVONMORE CAPITAL & MANAGEMENT SERVICES LTD.
SHAREHOLDING PATTERN AS ON 30th September, 2020
Table - III Statement showing shareholding pattern of the Public shareholding


S.No.	Category & Name of the Shareholder (I)	PAN (II)	No of Shareholders (III)	No. of fully paid Equity Share Held (IV)	No. of Partly Paid Equity Shares Held (V)	No. of shares underlying Depository Receipts (VI)	Total Nos. Shares Held (VII) = IV+V+VI	No of Voting Rights held in each class of securities (IX)			No of shares underlying convertible securities (including warrants) (X)	Shareholding as a % assuming full conversions of convertible securities (as a % of diluted equity capital) (XI) = VII+X as a % of (A+B+C)	No. of Locked in Shares (XII)		No of Shares pledged or otherwise encumbered (XIII)	No of Equity Shares Held in Dematerialized form (XIV)	
								Class X	Class Y	Total			As a % of total shares held (a)	No. (b)			As a % of total shares held (b)
(1)	Institutions																
(a)	Mutual Funds																
(b)	Venture Capital Funds																
(c)	Alternate Investment Funds																
(d)	Foreign Venture Capital Investors																
(e)	Foreign Portfolio Investors																
(f)	Financial Inst/banks																
(g)	Insurance Companies			2600			2600										
(h)	Provident Funds/ Pension Fund																
(i)	Any other																
(2)	Central Govt/ state Govt/ President Of India		1	2600			2600										
(3)	Sub-total (B)(2)																
(3)	Non-Institutions																
(a)	(i) Individual-Holding Norm. Val. upto Rs.2 lakhs		4839	2850746			2850746										
	(ii) Individual-Holding Norm. Val. greater than Rs.2 lakhs		32	2253491			2253491										
	Dilipkumar Lakhi	AABPL96186		586263			586263										
	Parmeet Kaur	AJHPK0169L		495874			495874										
(b)	Nbfc Registered With Rbi																
(c)	Employees Trust																
(d)	Overseas Depository Holding Dts																
(e)	Any Other																
	Other - Body Corp		50	4465086			4465086										
	Desire Retail Private Limited	AADC03976C		772438			772438										
	Klm Enterprises Pvt Ltd	AACCK5607N		1056190			1056190										
	Ramble Markets Private Limited	AADCR9087Q		966800			966800										
	Veena Gases & Chemicals Private Limited	AACCV5706H		1123217			1123217										
	Other - Clearing Member		9	1932			1932										
	Other - N R I - NON - REPATRIABLE		10	84922			84922										
	Other - N R I - REPATRIABLE		52	490493			490493										
	Other - Individual HUF		103	209928			209928										
	Sub-total (B)(3)		5095	10357598			10357598										
	Total Public Shareholding		5096	10360198			10360198										



**AVONMORE CAPITAL & MANAGEMENT SERVICES LTD.
SHAREHOLDING PATTERN AS ON 30th September, 2020**

Table - IV Statement showing shareholding pattern of the Non Promoter - Non Public shareholder

S.No.	Category & Name of the Shareholder (I)	PAN (II)	No of Shareholders (III)	No. of fully paid Equity Share Held (IV)	No. of Partly Paid Equity Shares Held (V)	No. Of shares underlying Depository Receipts (VI)	Total Nos. Shares Held (VII) = IV+V+VI	Shareholding % as of total no of Shares (VIII) as a % of (A+B+C2)	No of Voting Rights held in each class of securities (IX)			Shareholding as a % assuming full conversions of convertible securities (as a % of diluted equity capital) (X) = VII+X as a % of (A+B+C2)	No. of Locked in Shares (XI)		No of Shares pledged or otherwise encumbered (XII)	No of Equity Shares Held in Dematerialized form (XIV)
									Class X	Class Y	Total (A+B+C)		No. (e)	As a % of total shares held (b)		
(1)	Custodian/DR Holder names															
(2)	Employees Benefit Trust (under SEBI Based employees benefit) Regulation 2014 names															
(e)	Total Non-Promoter Non Public shareholding C = C1+C2															



AVONMORE CAPITAL & MANAGEMENT SERVICES LTD.
SHAREHOLDING PATTERN AS ON 30th September, 2020

Table V- Statement showing details of significant beneficial owners

Sr. No.	Details of the significant beneficial owner (i)			Details of the registered owner (id)			Particulars of the shares in which significant		Date of creation / acquisition of significant beneficial interest (iv)
	Name	PAN	Nationality	Name	PAN	Nationality	Number of shares	Shareholding as a % of total no. of shares (calculated as per SCRR, 1957) As a % of (A+B+C2)	
1	GURPREET N S SOBTI	ABJPS9400L	INDIAN	GURPREET N S SOBTI	ABJPS940 0L	INDIAN	5000	2.06%	31-03-1997
2	GURPREET N S SOBTI	ABJPS9400L	INDIAN	INNOVATIVE MONEY MATTERS PRIVATE LIMITED	AAACI215 6A	INDIAN	8543357	35.20%	14-02-2004
3	GURPREET N S SOBTI	ABJPS9400L	INDIAN	RAKAM INFRASTRUCTURES PRIVATE LIMITED	AAACR402 8G	INDIAN	2540287	11.43%	30-03-2016
4	NAVJEET SINGH SOBTI	AAYP3411R	INDIAN	NAVJEET SINGH SOBTI	AAYP341 1R	INDIAN	2076315	8.55%	31-03-1997
5	NAVJEET SINGH SOBTI	AAYP3411R	INDIAN	INNOVATIVE MONEY MATTERS PRIVATE LIMITED	AAACI2156	INDIAN	509689	2.10%	14-02-2004

