

Avonmore Capital & Management Services Ltd.

Annexure-1

Format of holding of Specified Securities

1. **Name of Entity:** Avonmore Capital & Management Services Ltd
2. **Scip Code:** 511589
3. **Shareholding Pattern filed under:** Reg 31 (1) (b)
If under 31 (1) (b) then indicate the report for the Quarter Ended : 31.03.2018
If under 31 (1)(c) then indicate date of allotment/extinguishment-N.A.
4. **Declaration:** The Listed Entity is required to submit the following declaration to the extent of submission of information:

SR No.	Particulars	Yes*	No*
1	Whether the Listed Entity has issued any partly paid up shares?		No
2	Whether the Listed Entity has issued any Convertible Securities or Warrants?		No
3	Whether the Listed Entity has any shares against which depository receipts are issued? *		No
4	Whether the Listed Entity has any shares in Lock-in?		No
5	Whether any shares held by promoters are pledge or otherwise encumbered?		No

* If the Listed Entity selects the option 'No' for the questions above, the columns for the partly paid-up shares, Outstanding convertible Securities/Warrants, depository receipts, locked-in shares pledged or otherwise encumbered by promoters, as applicable, shall not be displayed at the time of dissemination on the Stock Exchange website. Also wherever there is 'No' declared by Listed Entity in above table the values will be considered as 'Zero' by default on submission of the format of holding of specified securities.


6. The tabular format for disclosure of holding of specified securities is as follows:-



AVONMORE CAPITAL & MANAGEMENT SERVICES LTD.
SHAREHOLDING PATTERN AS ON 31/03/2018

Table - I Summary Statement holding of specified securities


Category (i)	Category of Shareholder (ii)	No of Shareholders (iii)	No. of fully paid Equity Share Held (iv)	No. Of Party Paid Equity Shares Held (v)	No. Of shares underlying Depository Receipts (vi)	Total Nos. Shares Held (vii) = IV+V+VI	Shareholding as a % of total no of Shares (calculated as per SCRR 1957) (viii) as a % of (A+B+CZ)	No of Voting Rights held in each class of securities (ix)			Shareholding as a % assuming full conversions of convertible securities (as a % of diluted equity capital) (X)=VII+X as a % of (A+B+CZ)	No. of Locked in Shares (xi)		No of Shares pledged or otherwise encumbered (xii)		No of Equity Shares Held in Dematerialized form (xiv)
								Class X	Class Y	Total		Total as a % of (A+B+C)	No. (a)	As a % of total shares held (b)	No. (a)	
A)	Promoter & Promoter Group	4	11861772	0	0	11861772	48.8724	11861772	0	0	11861772	0	0.0000	0	0.0000	11861772
B)	Public	6145	12409128	0	0	12409128	51.1276	12409128	0	0	12409128	0	0.0000	79650	0.6419	12164618
C)	Non Promoter - Non Public	0	0	0	0	0	0.0000	0	0	0	0	0	0.0000	0	0.0000	0
C1)	Share Held By Underlying DRs	0	0	0	0	0	0.0000	0	0	0	0	0	0.0000	0	0.0000	0
C2)	Share Held By Employees Trusts	0	0	0	0	0	0.0000	0	0	0	0	0	0.0000	0	0.0000	0
	Total	0	0	0	0	0	0.0000	0	0	0	0	0	0.0000	0	0.0000	0
	Total A+B+C1+C2	6150	24270900	0	0	24270900	100.0000	24270900	0	0	24270900	0	0.0000	79650	0.3282	24076390



AVONMORE CAPITAL & MANAGEMENT SERVICES LTD.
SHAREHOLDING PATTERN AS ON 31/03/2018

Table - II Statement showing shareholding pattern of the Promoter and Promer Group


S.No.	Category & Name of the Shareholder (I)	PAN (II)	No of Shareholders (III)	No. of fully paid Equity Share Held (IV)	No. Of Party Paid Equity Shares Held (V)	No. Of shares underlying Depository Receipts (VI)	Total Nos. Shares Held (VII) = IV+V+VI	Shareholding as a % of total no. of Shares (calculated as per SCRR 1957) (VIII) as a % of (A+B+C2)	No of Voting Rights held in each class of securities (IX)			Shareholding as a % assuming full conversions of convertible securities (as a % of diluted equity capital) (X) = VII+X as a % of (A+B+C2)	No. of Locked in Shares (XII)		No of Shares pledged or otherwise encumbered (XIII)	No of Equity Shares Held in Dematerialized form (XIV)	
									Class X	Class Y	Total		No. (a)	As a % of total shares held (b)			No. (a)
(1)	Indian																
(a)	Individual																
	Gurpreet N S Sobti	AB/PS9400L	2	2081315	0	0	2081315	8.5754	2081315	0	0	8.5754	0	0.0000	0	0.0000	2081315
	Navjeet Singh Sobti	AA/PS3411R		5000	0	0	5000	0.0206	5000	0	0	0.0206	0	0.0000	0	0.0000	5000
(b)	HUF			2076315	0	0	2076315	8.5548	2076315	0	0	8.5548	0	0.0000	0	0.0000	2076315
(c)	Central Govt./State Govt./ President Of India			0	0	0	0	0.0000	0	0	0	0.0000	0	0.0000	0	0.0000	0
(d)	Financial Insts/Banks			0	0	0	0	0.0000	0	0	0	0.0000	0	0.0000	0	0.0000	0
(e)	Any other			0	0	0	0	0.0000	0	0	0	0.0000	0	0.0000	0	0.0000	0
	Other - Body Corporate			9780457	0	0	9780457	40.2971	9780457	0	0	40.2971	0	0.0000	0	0.0000	9780457
	Innovative Money Matters Pvt Ltd	AAAC12156A		9053010	0	0	9053010	37.2999	9053010	0	0	37.2999	0	0.0000	0	0.0000	9053010
	Rakam Infrastructures Private Limited	AAACR4028G		727447	0	0	727447	2.9972	727447	0	0	2.9972	0	0.0000	0	0.0000	727447
	Sub - Total		4	11861772	0	0	11861772	48.8724	11861772	0	0	48.8724	0	0.0000	0	0.0000	11861772
(2)	Foreign																
(a)	Individual (nr/ Foreign Individual)			0	0	0	0	0.0000	0	0	0	0.0000	0	0.0000	0	0.0000	0
(b)	Government			0	0	0	0	0.0000	0	0	0	0.0000	0	0.0000	0	0.0000	0
(c)	Institutions			0	0	0	0	0.0000	0	0	0	0.0000	0	0.0000	0	0.0000	0
(d)	Foreign Portfolio Investors			0	0	0	0	0.0000	0	0	0	0.0000	0	0.0000	0	0.0000	0
(e)	Any Other			0	0	0	0	0.0000	0	0	0	0.0000	0	0.0000	0	0.0000	0
	Sub - Total		0	0	0	0	0	0.0000	0	0	0	0.0000	0	0.0000	0	0.0000	0
	Total Shareholding of Promoter and Promoter Group		4	11861772	0	0	11861772	48.8724	11861772	0	0	48.8724	0	0.0000	0	0.0000	11861772



AVONMORE CAPITAL & MANAGEMENT SERVICES LTD.
SHAREHOLDING PATTERN AS ON 31/03/2018

Table - III Statement showing shareholding pattern of the Public shareholding

S.No.	Category & Name of the Shareholder (i)	PAN (ii)	No of Shareholders (iii)	No. of fully paid Equity Share Held (iv)	No. of Partly paid Equity Shares Held (v)	No. of shares underlying Depository Receipts (vi)	Total Nos. Shares Held (vii) = (viii) + (vi) + (vii) + (viii)	Shareholding as a % of total Shares (calculated as per SCRR 1957) (viii) as a % of (A+B+C2)	No of Voting Rights held in each class of securities (ix)			Shareholding as a % assuming full conversions of convertible securities (as a % of diluted equity capital) (xi) = (viii) + (x) as a % of (A+B+C2)	No of Locked in Shares (xii)		No of Shares pledged or otherwise encumbered (xiii)	No of Equity Shares Held in Dematerialized form (xiv)
									Class X	Class Y	Total		No. (a)	As a % of total shares held (b)		
(1)	Institutions															
(a)	Mutual Funds		0	0	0	0	0	0.0000	0	0	0	0.0000	0	0.0000	0	0.0000
(b)	Venture Capital Funds		0	0	0	0	0	0.0000	0	0	0	0.0000	0	0.0000	0	0.0000
(c)	Alternate Investment Funds		0	0	0	0	0	0.0000	0	0	0	0.0000	0	0.0000	0	0.0000
(d)	Foreign Venture Capital Investors		0	0	0	0	0	0.0000	0	0	0	0.0000	0	0.0000	0	0.0000
(e)	Foreign Portfolio Investors		0	0	0	0	0	0.0000	0	0	0	0.0000	0	0.0000	0	0.0000
(f)	Financial Inst./banks		1	2600	0	0	2600	0.0107	2600	0	0	0.0107	0	0.0000	0	0.0000
(g)	Insurance Companies		0	0	0	0	0	0.0000	0	0	0	0.0000	0	0.0000	0	0.0000
(h)	Provident Funds/ Pension Fund		0	0	0	0	0	0.0000	0	0	0	0.0000	0	0.0000	0	0.0000
(i)	Any other															
(2)	Sub-total (B)(1)		1	2600	0	0	2600	0.0107	2600	0	0	0.0107	0	0.0000	0	0.0000
(3)	Central Govt./ State Govt./ President Of India		0	0	0	0	0	0.0000	0	0	0	0.0000	0	0.0000	0	0.0000
(4)	Sub-total (B)(2)		0	0	0	0	0	0.0000	0	0	0	0.0000	0	0.0000	0	0.0000
(5)	Non-institutions															
(a)	(i) Individual Holding Nom. Val. upto Rs.2 lakhs		5787	2992225	0	0	2992225	12.3284	2992225	0	0	12.3284	0	0.0000	5500	0.1838
(b)	(ii) Individual Holding Nom. Val. greater than Rs. 2 lakhs		22	1875328	0	0	1875328	7.7267	1875328	0	0	7.7267	0	0.0000	74150	2.4954
(c)	(iii) Individual Holding Nom. Val. greater than Rs. 2 lakhs		22	1875328	0	0	1875328	7.7267	1875328	0	0	7.7267	0	0.0000	74150	2.4954
(d)	Diipkumar Lakhi	AABPL9618G		536263	0	0	536263	2.2095	536263	0	0	2.2095	0	0.0000	0	0.0000
(e)	Parmeet Kaur	AIHPK0169L		385023	0	0	385023	1.5864	385023	0	0	1.5864	0	0.0000	0	0.0000
(f)	Nbc- Registered With Rbi		0	0	0	0	0	0.0000	0	0	0.0000	0	0.0000	0	0.0000	0
(g)	Employees Trust		0	0	0	0	0	0.0000	0	0	0.0000	0	0.0000	0	0.0000	0
(h)	Overseas Depository Holding DRs		0	0	0	0	0	0.0000	0	0	0.0000	0	0.0000	0	0.0000	0
(i)	Any Other															
(2)	Sub-total (B)(3)		126	7094443	0	0	7094443	29.2302	7094443	0	0	29.2302	0	0.0000	0	0.0000
(3)	Other - Body Corp															
(a)	Amarindra Financials Private Limited	AAHCA0512D		605758	0	0	605758	2.4958	605758	0	0	2.4958	0	0.0000	0	0.0000
(b)	Desire Retail Private Limited	AADCD3976C		1012798	0	0	1012798	4.1729	1012798	0	0	4.1729	0	0.0000	0	0.0000
(c)	Dharmayug Investments Limited	AAACD1346D		245900	0	0	245900	1.0151	245900	0	0	1.0151	0	0.0000	0	0.0000
(d)	Kkm Enterprises Pvt Ltd	AADCR9387Q		1110804	0	0	1110804	4.5767	1110804	0	0	4.5767	0	0.0000	0	0.0000
(e)	Rambale Markets Private Limited	AADCR9387Q		1000000	0	0	1000000	4.1202	1000000	0	0	4.1202	0	0.0000	0	0.0000
(f)	Swift Bullwell Private Limited	AALCS3127J		817500	0	0	817500	3.3682	817500	0	0	3.3682	0	0.0000	0	0.0000
(g)	Veena Gases & Chemicals Private Limited	AACCV5706H		1514566	0	0	1514566	6.2403	1514566	0	0	6.2403	0	0.0000	0	0.0000
(h)	Other - Cleaning Member		15	37046	0	0	37046	0.1526	37046	0	0	0.1526	0	0.0000	0	0.0000
(i)	Other - N R I - NON - REPATRIABLE		14	13263	0	0	13263	0.0546	13263	0	0	0.0546	0	0.0000	0	0.0000
(j)	Other - N R I - REPATRIABLE		64	259692	0	0	259692	1.07	259692	0	0	1.07	0	0.0000	0	0.0000
(k)	Other - Individual HUF		107	134531	0	0	134531	0.5543	134531	0	0	0.5543	0	0.0000	0	0.0000
(l)	Sub-total (B)(3)		6145	12406528	0	0	12406528	51.1169	12406528	0	0	51.1169	0	0.0000	79550	2.7116
(m)	Total Public Shareholding		6146	12409128	0	0	12409128	51.1276	12409128	0	0	51.1276	0	0.0000	79550	2.7116



AVONMORE CAPITAL & MANAGEMENT SERVICES LTD.
SHAREHOLDING PATTERN AS ON 31/03/2018

Table - IV Statement showing shareholding pattern of the Non Promoter - Non Public shareholder

S.No.	Category & Name of the Shareholder (I)	PAN (II)	No of Shareholders (III)	No. of fully paid Equity Share Held (IV)	No. of Partly Paid Equity Shares Held (V)	No. of shares underlying Depository Receipts (VI)	Total Nos. Shares Held (VII) = IV+V+VI	Shareholding % as of total no of Shares (VIII) as a % of (A+B+C2)	No of Voting Rights held in each class of securities (IX)			Shareholding as a % assuming full conversions of convertible securities (as a % of diluted equity capital) (XI)=VII+X as a % of (A+B+C2)	No. of Locked in Shares (XII)		No of Shares pledged or otherwise encumbered (XIII)		No of Equity Shares Held in Dematerialized form (XIV)	
									Class X	Class Y	Total (A+B+C)		No. (a)	As a % of total shares held (b)	No. (a)	As a % of total shares held (b)		
1)	Custodian/DR Holder																	
a)	names																	
2)	Employees Benefit Trust (under SEBI Based employees benefit) Regulation 2014																	
a)	names																	
	Total Non-Promoter Non Public shareholding C = C1+C2																	

