

Avonmore Capital & Management Services Ltd.

Annexure-1

Format of holding of Specified Securities

1. Name of Entity: AVONMORE CAPITAL & MANAGEMENT SERVICES LTD

2. Script Code: 511589

3. Shareholding Pattern filed under: Reg. 31 (1) (b)

If under 31 (1) (b) then indicate the report for the Quarter Ended: 30.09.2021


If under 31 (1)(c) then indicate date of allotment/extinguishment-N.A.

4. Declaration: The Listed Entity is required to submit the following declaration to the extent of submission of information:

| SR No. | Particulars | Yes* | No* |
|--------|--|------|-----|
| 1 | Whether the Listed Entity has issued any partly paid up shares? | | No |
| 2 | Whether the Listed Entity has issued any Convertible Securities or Warrants? | | No |
| 3 | Whether the Listed Entity has any shares against which depository receipts are issued? | | No |
| 4 | Whether the Listed Entity has any shares in Lock-in? | | No |
| 5 | Whether any shares held by promoters are pledge or otherwise encumbered? | | No |
| 6 | Whether the Listed Entity has any significant beneficial owner? | | Yes |


* If the Listed Entity selects the option 'No' for the questions above, the columns for the partly paid-up shares, Outstanding convertible Securities/Warrants, depository receipts, locked-in shares pledged or otherwise encumbered by promoters, as applicable, shall not be displayed at the time of dissemination on the Stock Exchange website. Also wherever there is 'No' declared by Listed Entity in above table the values will be considered as 'Zero' by default on submission of the format of holding of specified securities.

6. The tabular format for disclosure of holding of specified securities is as follows:-



AVONMORE CAPITAL & MANAGEMENT SERVICES LTD.
 SHAREHOLDING PATTERN AS ON 30th September, 2021
 Table - 1 Summary Statement holding of specified securities


| Category (I) | Category of Shareholder (II) | No of Shareholders (III) | No. of fully paid Equity Share Held (IV) | No. Of Partly Paid Equity Shares Held (V) | No. Of shares underlying Depository Receipts (VI) | Total Nos. Shares Held (VII) = IV+V+VI | Shareholding as a % of total no of Shares (calculated as per SCRR 1957 (VIII) as a % of (A+B+C2)) | No of Voting Rights held in each class of securities (IX) | | | No of shares underlying convertible securities (including warrants) (X) | Shareholding as a % assuming full conversions of convertible securities (as a % of diluted equity capital) (XI)=XII+X as a % of (A+B+C2) | No. of Locked in Shares (XII) | | No of Shares pledged or otherwise encumbered (XIII) | No of Equity Shares Held in Dematerialized form (XIV) |
|--------------|--------------------------------|--------------------------|--|---|---|--|---|---|---------|----------|---|--|-------------------------------|---------|---|---|
| | | | | | | | | Class X | Class Y | Total | | | Total as a % of (A+B+C) | No. (a) | | |
| (A) | Promoter & Promoter Group | 4 | 15006969 | 0 | 0 | 15006969 | 61.8311 | 15006969 | 0 | 15006969 | 0 | 61.8311 | 0 | 0 | 0 | 15006969 |
| (B) | Public | 6506 | 9263931 | 0 | 0 | 9263931 | 38.1689 | 9263931 | 0 | 9263931 | 0 | 38.1689 | 0 | 383088 | 4.1353 | 9027208 |
| (C) | Non Promoter - Non Public | 0 | 0 | 0 | 0 | 0 | 0.0000 | 0 | 0 | 0 | 0 | 0.0000 | 0 | 0 | 0 | 0 |
| (C1) | Shares Underlying DRs | 0 | 0 | 0 | 0 | 0 | 0.0000 | 0 | 0 | 0 | 0 | 0.0000 | 0 | 0 | 0 | 0 |
| (C2) | Share Held By Employees Trusts | 0 | 0 | 0 | 0 | 0 | 0.0000 | 0 | 0 | 0 | 0 | 0.0000 | 0 | 0 | 0 | 0 |
| | Total | 0 | 0 | 0 | 0 | 0 | 0.0000 | 0 | 0 | 0 | 0 | 0.0000 | 0 | 0 | 0 | 0 |
| | Total A+B+C1+C2 | 6510 | 24270900 | 0 | 0 | 24270900 | 100.0000 | 24270900 | 0 | 24270900 | 0 | 100.0000 | 0 | 383088 | 1.5784 | 24034177 |



AVONMORE CAPITAL & MANAGEMENT SERVICES LTD.
SHAREHOLDING PATTERN AS ON 30th September, 2021

Table - II Statement showing shareholding pattern of the Promoter and Promer Group


| S.No. | Category & Name of the Shareholder (I) | Entity type i.e. promoter OR promoter group entity (except promoter) | PAN (II) | No of Shareholders (III) | No. of fully paid Equity Share Held (IV) | No. of Partly Paid Equity Shares Held (V) | No. of shares underlying Depository Receipts (VI) | Total Nos. Shares Held (VII) = IV+V+VI | Shareholding as a % of total no of Shares (calculated as per SCRR 1957) (VIII) as a % of (A+B+C) | No of Voting Rights held in each class of securities (IX) | | | No of shares underlying convertible securities (including warrants) (X) | Shareholding as a % assuming full conversions of convertible securities (as a % of diluted equity capital) (XI) = VII+X as a % of (A+B+C) | No of Locked in Shares (XII) | | No of Shares pledged or otherwise encumbered (XIII) | No of Equity Shares Held in Dematerializ ed form (XIV) |
|-------|---|---|------------|--------------------------------|---|--|--|---|--|--|---------|-------|---|--|---------------------------------|--|--|--|
| | | | | | | | | | | Class X | Class Y | Total | | | No. (a) | As a % of total shares held (b) | | |
| (1) | Indian | | | | | | | | | | | | | | | | | |
| (a) | Individual | | | 2 | 2081315 | 0 | 0 | 2081315 | 8.5754 | 0 | 0 | 0 | 0 | 8.5754 | 0 | 0.0000 | 0 | 2081315 |
| | Gurpreet N S Sobti | | ABIPSP400L | | 5000 | 0 | 0 | 5000 | 0.0206 | 0 | 0 | 0 | 0 | 0.0206 | 0 | 0.0000 | 0 | 5000 |
| | Navjeet Singh Sobti | | AAVPS341R | | 2076315 | 0 | 0 | 2076315 | 8.5548 | 0 | 0 | 0 | 0 | 8.5548 | 0 | 0.0000 | 0 | 2076315 |
| (b) | HUF | | | 0 | 0 | 0 | 0 | 0 | 0.0000 | 0 | 0 | 0 | 0 | 0.0000 | 0 | 0.0000 | 0 | 0 |
| (c) | Central Govt./state Govt./ President Of India | | | 0 | 0 | 0 | 0 | 0 | 0.0000 | 0 | 0 | 0 | 0 | 0.0000 | 0 | 0.0000 | 0 | 0 |
| (d) | Financial Insty/banks | | | 0 | 0 | 0 | 0 | 0 | 0.0000 | 0 | 0 | 0 | 0 | 0.0000 | 0 | 0.0000 | 0 | 0 |
| (e) | Any other | | | 0 | 0 | 0 | 0 | 0 | 0.0000 | 0 | 0 | 0 | 0 | 0.0000 | 0 | 0.0000 | 0 | 0 |
| | Other - Body Corporate | | | | | | | | | | | | | | | | | |
| | Innovative Money Matters Pvt Ltd | | AAACI7156A | 2 | 12925654 | 0 | 0 | 12925654 | 53.2558 | 0 | 0 | 0 | 0 | 53.2558 | 0 | 0.0000 | 0 | 12925654 |
| | Rakam Infrastructures Private Limited | | AAACR4028G | | 9053010 | 0 | 0 | 9053010 | 37.2959 | 0 | 0 | 0 | 0 | 37.2959 | 0 | 0.0000 | 0 | 9053010 |
| | Sub - Total | | | 4 | 3872644 | 0 | 0 | 3872644 | 15.9559 | 0 | 0 | 0 | 0 | 15.9559 | 0 | 0.0000 | 0 | 3872644 |
| (2) | Foreign | | | | | | | | | | | | | | | | | |
| (a) | Individual (nr/ Foreign Individual) | | | 0 | 0 | 0 | 0 | 0 | 0.0000 | 0 | 0 | 0 | 0 | 0.0000 | 0 | 0.0000 | 0 | 0 |
| (b) | Government | | | 0 | 0 | 0 | 0 | 0 | 0.0000 | 0 | 0 | 0 | 0 | 0.0000 | 0 | 0.0000 | 0 | 0 |
| (c) | Institutions | | | 0 | 0 | 0 | 0 | 0 | 0.0000 | 0 | 0 | 0 | 0 | 0.0000 | 0 | 0.0000 | 0 | 0 |
| (d) | Foreign Portfolio Investor | | | 0 | 0 | 0 | 0 | 0 | 0.0000 | 0 | 0 | 0 | 0 | 0.0000 | 0 | 0.0000 | 0 | 0 |
| (e) | Any Other | | | 0 | 0 | 0 | 0 | 0 | 0.0000 | 0 | 0 | 0 | 0 | 0.0000 | 0 | 0.0000 | 0 | 0 |
| | Sub - Total | | | 0 | 0 | 0 | 0 | 0 | 0.0000 | 0 | 0 | 0 | 0 | 0.0000 | 0 | 0.0000 | 0 | 0 |
| | Total Shareholding of Promoter and Promoter Group | | | 4 | 15006969 | 0 | 0 | 15006969 | 61.8311 | 0 | 0 | 0 | 0 | 61.8311 | 0 | 0.0000 | 0 | 15006969 |



AVONMORE CAPITAL & MANAGEMENT SERVICES LTD.
SHAREHOLDING PATTERN AS ON 30th September, 2021

Table - III Statement showing shareholding pattern of the Public shareholding

| S.No. | Category & Name of the Shareholder (I) | PAN (II) | No of Shareholders (III) | No. of fully paid Equity Share Held (IV) | No. of Partly Paid Equity Shares Held (V) | No. of shares underlying Depository Receipts (VI) | Total Nos. Shares Held (VII) = IV+V+VI | No of Voting Rights held in each class of securities (IX) | | | Shareholding as a % of total no of Shares (calculated as per SCRR 1957) (VIII) as a % of (A+B+C2) | No of Locked in Shares (XII) | | Shareholding as a % assuming full conversions of convertible securities (as a % of diluted equity capital) (XI) = VII+X as a % of (A+B+C2) | No of Shares pledged or otherwise encumbered (XIII) | | No of Equity Shares Held in Dematerialized form (XIV) | |
|-------|--|------------|--------------------------|--|---|---|--|---|---------|-------|---|------------------------------|---------|--|---|---------|---|---------------------------------|
| | | | | | | | | Class X | Class Y | Total | | Total as a % of (A+B+C) | No. (a) | | As a % of total shares held (b) | No. (a) | | As a % of total shares held (b) |
| (1) | Institutions | | | | | | | | | | | | | | | | | |
| (a) | Mutual Funds | | | | | | | | | | | | | | | | | |
| (b) | Venture Capital Funds | | | | | | | | | | | | | | | | | |
| (c) | Alternate Investment Funds | | | | | | | | | | | | | | | | | |
| (d) | Foreign Venture Capital Investors | | | | | | | | | | | | | | | | | |
| (e) | Foreign Portfolio Investors | | | | | | | | | | | | | | | | | |
| (f) | Financial Inst/banks | | | | | | | | | | | | | | | | | |
| (g) | Insurance Companies | | | | | | | | | | | | | | | | | |
| (h) | Provident Funds/ Pension Fund | | | | | | | | | | | | | | | | | |
| (i) | Any other | | | | | | | | | | | | | | | | | |
| | Sub-total (B)(1) | | 1 | 2600 | | | 2600 | | | | | | | | | | | |
| (2) | Central Govt./state Govt./ President Of India | | | | | | | | | | | | | | | | | |
| | Sub-total (B)(2) | | | | | | | | | | | | | | | | | |
| (3) | Non-institutions | | | | | | | | | | | | | | | | | |
| (a) | (i) Individual-Holding Norm. Val. upto Rs.2 lakhs | | 6243 | 2974528 | | | 2974528 | | | | | | | | | | | |
| | (ii) Individual-Holding Norm. Val. greater than Rs.2 lakhs | | 32 | 2528620 | | | 2528620 | | | | | | | | | | | |
| | Dilipkumar Lakhii | AA8PL9618G | | 536263 | | | 536263 | | | | | | | | | | | |
| | Parmeet Kaur | AJHPK0169L | | 393997 | | | 393997 | | | | | | | | | | | |
| (b) | Nbfc Registered With RBI | | | | | | | | | | | | | | | | | |
| (c) | Employees Trust | | | | | | | | | | | | | | | | | |
| (d) | Overseas Depository Holding DRs | | | | | | | | | | | | | | | | | |
| (e) | Any Other | | | | | | | | | | | | | | | | | |
| | Other - Body Corp | | 46 | 3338170 | | | 3338170 | | | | | | | | | | | |
| | Kkm Enterprises Pvt Ltd | AACK5607N | | 900128 | | | 900128 | | | | | | | | | | | |
| | Ramble Markets Private Limited | AAACR9087Q | | 961300 | | | 961300 | | | | | | | | | | | |
| | Veena Gases & Chemicals Private Limited | AAACV5706H | | 751755 | | | 751755 | | | | | | | | | | | |
| | Other - Clearing Member | | 27 | 31667 | | | 31667 | | | | | | | | | | | |
| | Other - N R I - NON - REPATRIABLE | | 17 | 57794 | | | 57794 | | | | | | | | | | | |
| | Other - N R I - REPATRIABLE | | 36 | 123999 | | | 123999 | | | | | | | | | | | |
| | Other - Individual HUF | | 104 | 206553 | | | 206553 | | | | | | | | | | | |
| | Sub-total (B)(3) | | 6505 | 9261331 | | | 9261331 | | | | | | | | | | | |
| | Total Public Shareholding | | 6506 | 9263931 | | | 9263931 | | | | | | | | | | | |



| Sr. No | Details of SBO | | Details of Registered Owner | | Details of holding/exercise of right of the SBO in the reporting Company, whether director or indirect | | | | | Date of creation/acquisition of significant beneficial interest | | |
|---------------------------------|---------------------|------------|-----------------------------|-----------------------------------|--|-------------|-----------------------|---------------|------------------------|---|---------------------|-----------------------------------|
| | Name | PAN | Nationality | Name | PAN | Nationality | Whether by Virtue of: | | | | | |
| | | | | | | | Shares | Voting Rights | Rights on Distribution | | Exercise of control | Exercise of significant influence |
| SIGNIFICANT BENEFICIAL INTEREST | | | | | | | | | | | | |
| 1 | GURPREET N S SOBTI | ABJPS9400L | India | GURPREET N S SOBTI | ABJPS9400L | India | 0.02 | 0.02 | 0.02 | yes | yes | 31-03-1997 |
| 2 | GURPREET N S SOBTI | ABJPS9400L | India | INNOVATIVE MONEY MATTERS PVT. LTD | AAACI2156A | India | 35.20 | 35.20 | 35.20 | yes | yes | 14-02-2004 |
| 3 | GURPREET N S SOBTI | ABJPS9400L | India | RAKAM INFRASTRUCTURES PVT.LTD | AAACR4028G | India | 15.95 | 15.95 | 15.95 | yes | yes | 30-03-2016 |
| 4 | NAVJEET SINGH SOBTI | AAJPS3411R | India | NAVJEET SINGH SOBTI | AAJPS3411R | India | 8.55 | 8.55 | 8.55 | yes | yes | 31-03-1997 |
| 5 | NAVJEET SINGH SOBTI | AAJPS3411R | India | INNOVATIVE MONEY MATTERS PVT. LTD | AAACI2156A | India | 2.10 | 2.10 | 2.10 | yes | yes | 14-02-2004 |

