

Avonmore Capital & Management Services Ltd.

Annexure-1

Format of holding of holding of Specified Securities

1. **Name of Entity:** Avonmore Capital & Management Services Ltd

2. **Scip Code:** 511589

3. **Shareholding Pattern filed under:** Reg 31 (1) (b)

If under 31 (1) (b) then indicate the report for the Quarter Ended : 31.12.2016


If under 31 (1)(c) then indicate date of allotment/extinguishment-N.A.

4. **Declaration:** The Listed Entity is required to submit the following declaration to the extent of submission of information:

SR No.	Particulars	Yes*	No*
1	Whether the Listed Entity has issued any partly paid up shares?		No
2	Whether the Listed Entity has issued any Convertible Securities or Warrants?		No
3	Whether the Listed Entity has any shares against which depository receipts are issued?		No
4	Whether the Listed Entity has any shares in Lock-in?	Yes	
5	Whether any shares held by promoters are pledge or otherwise encumbered?		No

* If the Listed Entity selects the option 'No' for the questions above, the columns for the partly paid-up shares, Outstanding convertible Securities/Warrants, depository receipts, locked-in shares pledged or otherwise encumbered by promoters, as applicable, shall not be displayed at the time of dissemination on the Stock Exchange website. Also wherever there is 'No' declared by Listed Entity in above table the values will be considered as Zero' by default on submission of the format of holding of specified securities.

6. The tabular format for disclosure of holding of specified securities is as follows:-



AVONMORE CAPITAL & MANAGEMENT SERVICES LTD.

Table - 1 Summary Statement holding of specified securities

Category (i)	Category of Shareholder (ii)	No of Shareholders (iii)	No. of fully paid Equity Share Held (iv)	No. Of Partly Paid Equity Shares Held (v)	No. Of shares underlying Depository Receipts (vi)	Total Nos. Shares Held (vii) = IV+V+VI	Shareholding as a % of total Shares (calculate as per SCRR 1957) (viii) as a % of (A+B+C2)	No of Voting Rights held in each class of securities (ix)			No of Locked in Shares (xii)	Shareholding as a % assuming full conversions of convertible securities (as a % of diluted equity capital) (xi) = VII-X as a % of (A+B+C2)	No of Shares pledged or otherwise encumbered (xiii)		No of Equity Shares Held in Dematerialized form (xiv)
								Class X	Class Y	Total			Total as a % of (A+B+C)	No. (a)	
(A)	Promoter & Promoter Group	4	10415849	0	0	10415849	42.91	10415849	0	0	2000000	19.20150724	0	0	10415849
(B)	Public	2961	13855051	0	0	13855051	57.09	13855051	0	0	0	0	74150	0.473	13605317
(C)	Non Promoter - Non Public	0	0	0	0	0	0.00	0	0	0	0	0	0	0	0
(C1)	Shares Underlying DRs	0	0	0	0	0	0.00	0	0	0	0	0	0	0	0
(C2)	Share Held By Employees Trusts	0	0	0	0	0	0.00	0	0	0	0	0	0	0	0
	Total	0	0	0	0	0	0.00	0	0	0	0	0	0	0	0
	Total A+B+C1+C2	2965	24270900	0	0	24270900	100.0000	24270900	100.00	0	2000000	19.20150724	74150	0.473	24021166




Table - II Statement showing shareholding pattern of the Promoter and Promer Group

S.No.	Category & Name of the Shareholder (i)	PAN (ii)	No of Shareholders (iii)	No. of fully paid Equity Share Held (iv)	No. Of Partly Paid Equity Shares Held (v)	No. of shares underlying Depository Receipts (vi)	Total Nos. Shares Held (vii) = (iv)+(v)+(vi)	Shareholding as a % of total no of shares (calculated as per SCRR 1957) (viii) as a % of (A+B+C2)	No of Voting Rights held in each class of securities (ix)			Shareholding as a % assuming full conversions of convertible securities (as a % of capital) (xi) = (vii) x as a % of (A+B+C2)	No. of Locked in Shares (xii)		No of Shares pledged or otherwise encumbered (xiii)	No of Equity Shares Held in Dematerialized form (xiv)	
									Class X	Class Y	Total		Total as a % of (A+B+C)	No. (a)			As a % of total shares held (b)
(1)	Indian																
(a)	Individual/huf*		2	1220747	0	0	1220747	5.030	1220747	5.0297	0	5.0297	0	0	0	1220747	
	Navjeet Singh Sobti	AAVPS341R		1215747	0	0	1215747	5.0091	1215747	5.0091	0	5.0091	0	0	0	1215747	
	Gurpreet N S Sobti	ABJPS9400L		5000	0	0	5000	0.0206	5000	0.0206	0	0.0206	0	0	0	5000	
(b)	Central Govt /state Govt/ President Of India		0	0	0	0	0	0	0	0	0	0	0	0	0	0	
(c)	Financial Inst/banks		0	0	0	0	0	0	0	0	0	0	0	0	0	0	
(d)	Any other																
	Other - Body Corporate		2	9195102	0	0	9195102	37.88529474	9110973	37.88529474	0	37.89	2000000	0	0	9195102	
	Innovative Money Matters Pvt Ltd	AAAC12156A		8673380	0	0	8673380	35.3891	8589251	35.3891	0	35.3891	2000000	0	0	8673380	
	Rakam Infrastructures Pvt. Ltd.	AAACR0286		521722	0	0	521722	2.149578302	521722	2.149578302	0	2.149578302	0	0	0	521722	
	Sub - Total		4	10415849	0	0	10415849	42.915	10331720	42.9150	0	42.9150	2000000	0	0	10415849	
(2)	Foreign																
(a)	Individual (nr/ Foreign Individual)		0	0	0	0	0	0	0	0	0	0	0	0	0	0	
(b)	Government		0	0	0	0	0	0	0	0	0	0	0	0	0	0	
(c)	Institutions		0	0	0	0	0	0	0	0	0	0	0	0	0	0	
(d)	Foreign Portfolio Investors		0	0	0	0	0	0	0	0	0	0	0	0	0	0	
(e)	Any Other		0	0	0	0	0	0	0	0	0	0	0	0	0	0	
	Sub - Total		0	0	0	0	0	0	0	0	0	0	0	0	0	0	
	Total Shareholding of Promoter and Promoter Group		4	10415849	0	0	10415849	42.91	10331720	42.9150	0	42.9150	2000000	0	0	10415849	
	* Gurpreet N S Sobti who is holding 5000 shares is not promoter. Since she is wife of Mr.Navjeet Singh Sobti (Promoter), therefore included in promoter group																




Table - III Statement showing shareholding pattern of the Public shareholding

S.No.	Category & Name of the Shareholder (i)	PAN (ii)	No of Shareholders (iii)	No of fully paid Equity Share Held (iv)	No. of Partly Paid Equity Shares Held (v)	No. of shares underlying Depository Receipts (vi)	Total Nos. Shares Held (VII) = IV+V+VI	Shareholding as a % of total no of Shares (calculated as per SCRR 1957) (viii) as a % of (A+B+C)	No of Voting Rights held in each class of securities (ix)			Total as a % of (A+B+C)	No of shares underlying outstanding convertible securities (including warrants) (x)	Shareholding as a % assuming full conversions of convertible securities (as a % of diluted equity capital) (xi) = (x) / (ix) as a % of (A+B+C)	No. of Locked in Shares (xii)		No of Shares pledged or otherwise encumbered (xiii)	No of Equity Shares Held in Dematerialize d form (xiv)
									Class X	Class Y	Total				No. (a)	As a % of total shares held (b)		
(1)	Institutions																	
(a)	Mutual Funds		0	0	0	0	0.0000				0.0000	0	0	0	0	0.0000	0	0
(b)	Venture Capital Funds		0	0	0	0	0.0000				0.0000	0	0	0	0	0.0000	0	0
(c)	Alternate Investment Funds		0	0	0	0	0.0000				0.0000	0	0	0	0	0.0000	0	0
(d)	Foreign Venture Capital Investors		0	0	0	0	0.0000				0.0000	0	0	0	0	0.0000	0	0
(e)	Foreign Portfolio Investors		0	0	0	0	0.0000				0.0000	0	0	0	0	0.0000	0	0
(f)	Financial Inst./Banks		1	2600	0	0	0.0107	2600	0.0107	2600	0.0107	0	0	0.0107	0	0.0000	0	0
(g)	Insurance Companies		0	0	0	0	0.0000	0	0.0000	0	0.0000	0	0	0	0	0.0000	0	0
(h)	Provident Funds/ Pension Fund		0	0	0	0	0.0000	0	0.0000	0	0.0000	0	0	0	0	0.0000	0	0
(i)	Any other		0	0	0	0	0.0000	0	0.0000	0	0.0000	0	0	0	0	0.0000	0	0
	Sub-total (B)(1)		1	2600	0	0	0.0107	2600	0.0107	2600	0.0107	0	0	0.0107	0	0.0000	0	0
(2)	Central Govt./State Govt/ President Of India		0	0	0	0	0.0000	0	0.0000	0	0.0000	0	0	0	0	0.0000	0	0
	Sub-total (B)(2)		0	0	0	0	0.0000	0	0.0000	0	0.0000	0	0	0	0	0.0000	0	0
(3)	Non-institutions		2792	1049564	0	0	4.3244	1049564	4.3244	1049564	4.3244	0	0	4.3244	0	0.0000	0	0
(a)	(i) Individual-Holding Nom. Val. upto Rs.2 lakhs		15	2053071	0	0	8.4590	2053071	8.4590	2053071	8.4590	0	0	8.4590	0	0.0000	0	0
	(ii) Individual-Holding Norm. Val. greater than Rs.2 lakhs																	
	Balbir Kumar	ABWPK7498B		425000	0	0	1.3391	325000	1.3391	325000	1.3391	0	0	1.339052116	0	0.0000	0	425000
	Dilipkumar Labhi	AA8P19618G		536263	0	0	2.2095	536263	2.2095	536263	2.2095	0	0	2.209489553	0	0.0000	0	536263
	Jagdeep Singh	AXW58228D		387467	0	0	1.5564	387467	1.5564	387467	1.5564	0	0	1.556426173	0	0.0000	0	387467
(b)	Nbfc Registered With RBI		0	0	0	0	0.0000	0	0.0000	0	0.0000	0	0	0	0	0.0000	0	0
(c)	Employees Trust		0	0	0	0	0.0000	0	0.0000	0	0.0000	0	0	0	0	0.0000	0	0
(d)	Overseas Depository Holding Dfs		0	0	0	0	0.0000	0	0.0000	0	0.0000	0	0	0	0	0.0000	0	0
(e)	Any Other		90	10307552	0	0	42.4688	10307552	42.4688	10307552	42.4688	0	0	42.46876712	0	0.0000	0	10304652
	Amarendra Financial Private Limited	AAHCA0512D		1358995	0	0	5.5993	1358995	5.5993	1358995	5.5993	0	0	5.599277324	0	0.0000	0	1358995
	Desire Retail Private Limited	AAQCD9376C		1007298	0	0	4.1523	1007298	4.1523	1000000	4.1202	0	0	4.120160357	0	0.0000	0	1007298
	Dharmayug Investments Limited	AAACD1346D		245900	0	0	1.0131	245900	1.0131	245900	1.0131	0	0	1.013187432	0	0.0000	0	245900
	Dinker Communications Private Limited	AAACD00491F		1427680	0	0	5.8823	1427680	5.8823	1427680	5.8823	0	0	5.882270538	0	0.0000	0	1427680
	Kkm Enterprises Pvt Ltd	AAACK5607N		1002501	0	0	3.6154	877500	3.6154	877500	3.6154	0	0	3.615440713	0	0.0000	0	1002501
	Nishant Inbuid Limited	AAACN3692A		52670	0	0	3.2742	794670	3.2742	794670	3.2742	0	0	3.274167831	0	0.0000	0	52670
	Pmc Fincorp Limited	AAQCF16113		703000	0	0	3.8317	930000	3.8317	930000	3.8317	0	0	3.831749132	0	0.0000	0	703000
	Ramble Markets Private Limited	AAALC9087Q		1000000	0	0	4.1202	1000000	4.1202	1000000	4.1202	0	0	4.120160357	0	0.0000	0	1000000
	Swift Buildwell Private Limited	AAALC531271		877500	0	0	3.6154	877500	3.6154	877500	3.6154	0	0	3.615440713	0	0.0000	0	877500
	Veena Gases & Chemicals Private Limited	AAACV5706H		1500000	0	0	6.1802	1500000	6.1802	1500000	6.1802	0	0	6.180240395	0	0.0000	0	1500000
	Other - clearing Member		2	302	0	0	0.0012	302	0.0012	302	0.0012	0	0	0.001244288	0	0.0000	0	302
	Other - N R L-Non Repatriable		4	67784	0	0	0.2793	67784	0.2793	67784	0.2793	0	0	0.279280995	0	0.0000	0	67784
	Other - N R L-Repatriable		16	119107	0	0	0.4907	119107	0.4907	119107	0.4907	0	0	0.490739394	0	0.0000	0	119107
	Other - Individual HUF		41	255071	0	0	1.0509	255071	1.0509	255071	1.0509	0	0	1.050933422	0	0.0000	0	255071
	Sub-total (B)(3)		2860	13852451	0	0	57.0743	13852451	57.0743	13852451	57.0743	0	0	57.074319145	0	0.0000	0	13852451
	Total Public Shareholding		2951	13855051	0	0	57.0850	13855051	57.0850	13855051	57.0850	0	0	57.08501817	0	0.0000	0	13855051



Table - IV Statement showing shareholding pattern of the Non Promoter - Non Public shareholder

S.No.	Category & Name of the Shareholder (I)	PAN (II)	No of Shareholders (III)	No. of fully paid Equity Share Held (IV)	No. of Partly Paid Equity Shares Held (V)	No. Of shares underlying Depository Receipts (VI)	Total Nos. Shares Held (VII) = IV+V+VI	Shareholding % as of total no of Shares (VIII) as a % of (A+B+C2)	No of Voting Rights held in each class of securities (IX)			No of shares underlying convertible securities (including warrants) (X)	Shareholding as a % assuming full conversions of convertible securities (as a % of diluted equity capital) (XI)=VII+X as a % of (A+B+C2)	No. of Locked in Shares (XII)		No of Shares pledged or otherwise encumbered (XIII)		No of Equity Shares Held in Dematerialized form (XIV)
									Class X	Class Y	Total (A+B+C)			No. (a)	As a % of total shares held (b)	No. (a)	As a % of total shares held (b)	
(1)	Custodian/DR Holder																	
(a)	names																	
(2)	Employees Benefit Trust (under SEBI Based employees benefit) Regulation 2014																	
(a)	names																	
	Total Non-Promoter Non Public shareholding C = C1+C2																	

