

Avonmore Capital & Management Services Ltd.

Ref:acms/corres/Bse/Dse/15-16/cl31/00257

January 21, 2016

**The General Manager
(Listing & Corporate Relations)
Bombay Stock Exchange Ltd.
Phiroze Jeejeebhoy Towers,
Dalal Street,
Mumbai - 400 001**

**The Dy. General Manager (Listing)
Delhi Stock Exchange Ltd.
DSE House, 3/1, Asaf Ali Road,
Delhi-110002**

Re: Shareholding Pattern for the Quarter ended 31 December, 2015


Sir/Ma'm

In pursuance of Clause 31 of SEBI (Listing Obligations and Disclosure Requirements) Regulations, 2015, please find enclosed herewith the Shareholding Pattern for the Quarter ended 31 December, 2015.

You are requested to kindly take the same on your record

Thanking you,

Yours Faithfully,
For Avonmore Capital & Management Services Ltd.


**Kunal Madaan
Company Secretary**



Encl: a/a

Annexure-1


Format of holding of Specified Securities

- 1 Name of Listed Entity: **Avonmore Capital & Management Services Limited**
- 2 Scrip code: 511589 Name of Scrip: -AVONMORE Class of Security: Equity
- 3 Shareholding Pattern Filed under: Reg. 31(1)(b)
 - a. If Under 31 (1)(b) then indicate the report for Quarter Ending: 31.12.2015
 - b. If under 31 (1)(c) then indicate date of allotment/extinguishment-N.A.
- 4 Declaration: The Listed entity is required to submit the following declaration to the extent of submission of information:-

	Particulars	Yes*	No*
1	Whether the Listed Entity has issued any partly paid up shares?		No
2	Whether the Listed Entity has issued any Convertible Securities or Warrants?		No
3	Whether the Listed Entity has any shares against which depository receipts are issued?		No
4	Whether the Listed Entity has any shares in Lock-in?	Yes	
5	Whether any shares held by promoters are pledged or otherwise encumbered?		No

* If the Listed Entity selects the option 'No' for the questions above, the columns for the partly paid-up shares, Outstanding convertible Securities/Warrants, depository receipts, locked-in shares pledged or otherwise encumbered by promoters, as applicable, shall not be displayed at the time of dissemination on the Stock Exchange website. Also wherever there is 'No' declared by Listed Entity in above table the values will be considered as 'Zero' by default on submission of the format of holding of specified securities.

- 5 The tabular format for disclosure of holding of specified securities is as follows:-



AVONMORE CAPITAL & MANAGEMENT SERVICES LTD.

Table - 1 Summary Statement holding of specified securities

Category (I)	Category of Shareholder (II)	No. of Shareholders (III)	No. of fully paid Equity Share Held (IV)	No. Of Partly Paid Equity Shares Held (V)	No. Of shares underlying Depository Receipts (VI)	Total Nos. Shares Held (VII) = IV+V+VI	Shareholding as a % of total no of Shares (calculated as per SCRR 1957) (VIII) as a % of (A+B+C2)	No of Voting Rights held in each class of securities (IX)			No of shares underlying convertible securities (including warrants) (X)	Shareholding as a % assuming full conversions of convertible securities (as a % of diluted equity capital) (XI)=VII+X as a % of (A+B+C2)	No. of Locked In Shares (XII)		No of Shares pledged or otherwise encumbered (XIII)		No of Equity Shares Held in Dematerialized form (XIV)
								Class X	Class Y	Total			Total as a % of (A+B+C)	No. (a)	As a % of total shares held (b)	No. (a)	
(A)	Promoter & Promoter Group	2	8594251	0	0	8594251	35.4097	0	8594251	35.4097	0	2000000	23.2734	0	0	0	8594251
(B)	Public	2851	15676649	0	0	15676649	64.5903	0	15676649	64.5903	0	3000000	19.1367	0	0	0	15676649
(C)	Non Promoter - Non Public	0	0	0	0	0	0.0000	0	0	0.0000	0	0	0	0	0	0	0
(C1)	Shares Underlying DRs	0	0	0	0	0	0.0000	0	0	0.0000	0	0	0	0	0	0	0
(C2)	Share Held By Employees Trusts	0	0	0	0	0	0.0000	0	0	0.0000	0	0	0	0	0	0	0
	Total	0	0	0	0	24270900	100.0000	0	24270900	100.0000	0	5000000	20.6008	0	0	0	24270900
	Total A+B+C1+C2	2853	24270900	0	0	24270900	100.0000	0	24270900	100.0000	0	5000000	20.6008	0	0	0	24270900




Table - II Statement showing shareholding pattern of the Promoter and Promer Group

S.No.	Category & Name of the Shareholder (I)	PAN (II)	No of Shareholders (III)	No. of fully paid Equity Share Held (IV)	No. Of partly Paid Equity Shares Held (V)	No. Of shares underlying Depository Receipts (VI)	Total Nos. Shares Held (VII) = (IV)+(V)+(VI)	Shareholding as a % of total no of Shares (calculated as per SCRR 1957) (VIII) as a % of (A+B+C2)	No of Voting Rights held in each class of securities (IX)			No of shares underlying convertible securities (including warrants) (X)	Shareholding as a % assuming full conversions of convertible securities (as a % of diluted equity capital) (XI)=(VII)+(X)	No. of Locked in Shares (XII)		No of Shares pledged or otherwise encumbered (XIII)		No of Equity Shares Held in Dematerialized form (XIV)
									Class X	Class Y	Total			Total as a % of (A+B+C)	No. (a)	As a % of total shares held (b)	No. (a)	
(1)	Indian																	
(a)	Individual/huf			5000	0	0	5000	0.0206	5000	0	0	0	0.0206	0	0	0	0	5000
	Gurpreet N S Sobti*	ABIP594DCL		5000	0	0	5000	0.0206	5000	0	0	0	0.0206	0	0	0	0	5000
(b)	Central Govt./state Govt./ President Of India			0	0	0	0	0	0	0	0	0	0	0	0	0	0	0
(c)	Financial Inst/banks			0	0	0	0	0	0	0	0	0	0	0	0	0	0	0
(d)	Any other			0	0	0	0	0	0	0	0	0	0	0	0	0	0	0
	Other - Body Corporate			8589251	0	0	8589251	35.3891	8589251	0	0	0	35.3891	2000000	23.2849	0	0	8589251
	Innovative Money Matters Pvt Ltd	AAAC12156A		8589251	0	0	8589251	35.3891	8589251	0	0	0	35.3891	0	0	0	0	8589251
	Sub - Total		2	8594251	0	0	8594251	35.4097	8594251	0	0	0	35.4097	2000000	23.2714	0	0	8594251
(2)	Foreign																	
(a)	Individual(nri/ Foreign individual)			0	0	0	0	0	0	0	0	0	0	0	0	0	0	0
(b)	Government			0	0	0	0	0	0	0	0	0	0	0	0	0	0	0
(c)	Institutions			0	0	0	0	0	0	0	0	0	0	0	0	0	0	0
(d)	Foreign Portfolio Investors			0	0	0	0	0	0	0	0	0	0	0	0	0	0	0
(e)	Any Other			0	0	0	0	0	0	0	0	0	0	0	0	0	0	0
	Sub - Total			0	0	0	0	0	0	0	0	0	0	0	0	0	0	0
	Total Shareholding of Promoter and Promoter Group		2	8594251	0	0	8594251	35.4097	8594251	0	0	0	35.4097	2000000	23.2714	0	0	8594251

* Gurpreet N S Sobti who is holding 5000 shares is not promoter. Since she is wife of Mr. Navjeet Singh Sobti (Promoter), therefore included in promoter group




Table - III Statement showing shareholding pattern of the Public shareholding

S.No.	Category & Name of the Shareholder (I)	PAN (II)	No. of Shareholders (III)	No. of fully paid Equity Shares Held (IV)	No. of Partly Paid Equity Shares Held (V)	No. of shares underlying Depository Receipts (VI)	Total Nos. Shares Held (VII) = (IV)+(V)+(VI)	Shareholding as a % of total no. of Shares (calculated as per SCRR 1957/(VIII) as a % of (A+B+C2))	No. of Voting Rights held in each class of securities (IX)			No. of shares underlying convertible securities (including warrants) (X) = VII+X as a % of (A+B+C2)	Shareholding as a % assuming full conversions of convertible securities (as a % of diluted equity capital) (XI) = VII+X as a % of (A+B+C2)	No. of Locked in Shares (XII)		No. of Shares pledged or otherwise encumbered (XIII)		No. of Equity Shares Held in Dematerialized form (XIV)	
									Class X	Class Y	Total			No. (a)	As a % of total shares held (b)	No. (a)	As a % of total shares held (b)		
(1)	Institutions																		
(a)	Mutual Funds		0	0	0	0	0	0.0000	0	0	0	0	0.0000	0	0	0	0.0000	0	0
(b)	Venture Capital Funds		0	0	0	0	0	0.0000	0	0	0	0	0.0000	0	0	0	0.0000	0	0
(c)	Alternate Investments Funds		0	0	0	0	0	0.0000	0	0	0	0	0.0000	0	0	0	0.0000	0	0
(d)	Foreign Venture Capital Investors		0	0	0	0	0	0.0000	0	0	0	0	0.0000	0	0	0	0.0000	0	0
(e)	Foreign Portfolio Investors		0	0	0	0	0	0.0000	0	0	0	0	0.0000	0	0	0	0.0000	0	0
(f)	Financial Inst/banks		1	2600	0	0	2600	0.0107	2600	0	0	0	0.0107	0	0	0	0.0000	0	0
(g)	Insurance Companies		0	0	0	0	0	0.0000	0	0	0	0	0.0000	0	0	0	0.0000	0	0
(h)	Provident Funds/ Pension Fund		0	0	0	0	0	0.0000	0	0	0	0	0.0000	0	0	0	0.0000	0	0
(i)	Any other		0	0	0	0	0	0.0000	0	0	0	0	0.0000	0	0	0	0.0000	0	0
(2)	Sub-total (B)(1)		1	2600	0	0	2600	0.0107	2600	0	0	0	0.0107	0	0	0	0.0000	0	0
(3)	Central Govt/State Govt/ President Of India		0	0	0	0	0	0.0000	0	0	0	0	0.0000	0	0	0	0.0000	0	0
(4)	Sub-total (B)(2)		0	0	0	0	0	0.0000	0	0	0	0	0.0000	0	0	0	0.0000	0	0
(5)	Non-Institutions																		
(a)	Individual-Holding Norm. Val. upto Rs.2 lakhs		2730	933052	0	0	933052	3.8443	0	0	0	0	3.8443	0	0	0	0.0000	0	743736
(b)	Individual-Holding Norm. Val. greater than Rs.2 lakhs		15	1371053	0	0	1371053	5.6490	0	0	0	0	5.6490	0	0	0	0.0000	0	1319453
(c)	NSIC Registered With RBI		0	0	0	0	0	0.0000	0	0	0	0	0.0000	0	0	0	0.0000	0	536263
(d)	Employees Trust		0	0	0	0	0	0.0000	0	0	0	0	0.0000	0	0	0	0.0000	0	0
(e)	Overseas Depository Holding DPs		0	0	0	0	0	0.0000	0	0	0	0	0.0000	0	0	0	0.0000	0	0
(f)	Any Other		0	0	0	0	0	0.0000	0	0	0	0	0.0000	0	0	0	0.0000	0	0
(6)	Other - Body Corp		102	13369575	0	0	13369575	55.0848	13369575	0	0	0	55.0848	3000000	22.439	0	0.0000	13362675	1500000
(a)	Amarindra Financial Private Limited		1500000	0	0	1500000	6.1802	1500000	6.1802	0	0	0	6.1802	0	0	0	0.0000	1500000	0
(b)	Desire Retail Private Limited		1000000	0	0	1000000	4.1202	1000000	4.1202	0	0	0	4.1202	0	0	0	0.0000	1000000	0
(c)	Dhanraj Investments Limited		245900	0	0	245900	1.0131	245900	1.0131	0	0	0	1.0131	0	0	0	0.0000	245900	0
(d)	Prakar Commercial Private Limited		1500000	0	0	1500000	6.1802	1500000	6.1802	0	0	0	6.1802	0	0	0	0.0000	1500000	0
(e)	Economy Suppliers Private Limited		35000	0	0	35000	0.1442	35000	0.1442	0	0	0	0.1442	0	0	0	0.0000	35000	0
(f)	Khm Enterprises Pvt Ltd		266734	0	0	266734	1.0990	266734	1.0990	0	0	0	1.0990	0	0	0	0.0000	266734	0
(g)	Princ Fincorp Limited		1029205	0	0	1029205	4.2405	1029205	4.2405	0	0	0	4.2405	0	0	0	0.0000	1029205	0
(h)	Princ Fincorp Limited		1164004	0	0	1164004	4.7959	1164004	4.7959	0	0	0	4.7959	0	0	0	0.0000	1164004	0
(i)	Bakam Infrastructures Private Limited		1000000	0	0	1000000	4.1202	1000000	4.1202	0	0	0	4.1202	0	0	0	0.0000	1000000	0
(j)	Bamile Markets Private Limited		501272	0	0	501272	2.0651	501272	2.0651	0	0	0	2.0651	0	0	0	0.0000	501272	0
(k)	Swift Buildwell Private Limited		1030400	0	0	1030400	4.1630	1030400	4.1630	0	0	0	4.1630	0	0	0	0.0000	1030400	0
(l)	Veena Gases & Chemicals Private Limited		945593	0	0	945593	3.8960	945593	3.8960	0	0	0	3.8960	0	0	0	0.0000	945593	0
(m)	Veena Gases & Chemicals Private Limited		24058	0	0	24058	0.0991	24058	0.0991	0	0	0	0.0991	0	0	0	0.0000	24058	0
(n)	Veena Gases & Chemicals Private Limited		1500000	0	0	1500000	6.1802	1500000	6.1802	0	0	0	6.1802	0	0	0	0.0000	1500000	0
(o)	Other - Clearing Member		3	369	0	369	0.0015	369	0.0015	0	0	0	0.0015	0	0	0	0.0000	369	0
(p)	Sub-total (B)(3)		2850	15674049	0	0	15674049	64.5796	15674049	0	0	0	64.5796	3000000	19.1359	0	0.0000	15674049	1562633
(q)	Total Public Shareholding		2851	15676649	0	0	15676649	64.5903	15676649	0	0	0	64.5903	3000000	19.1367	0	0.0000	15676649	1542633




Table - IV Statement showing shareholding pattern of the Non Promoter - Non Public shareholder

S.No.	Category & Name of the Shareholder (i)	PAN (ii)	No of Shareholders (iii)	No. of fully paid Equity Share Held (iv)	No. Of Partly Paid Equity Shares Held (v)	No. Of shares underlying Depository Receipts (vi)	Total Nos. Shares Held (vii) = IV+V+VI	Shareholding % as of total no of Shares (viii) as a % of (A+B+C2)	No of Voting Rights held in each class of securities (ix)			No of shares underlying convertible securities (including warrants) (x)	Shareholding as a % assuming full conversions of convertible securities (as a % of diluted equity capital) (xi) = (vi)+x as a % of (A+B+C2)	No. of Locked in Shares (xii)		No of Shares pledged or otherwise encumbered (xiii)	No of Equity Shares Held in Dematerialized form (xiv)
									Class X	Class Y	Total			No. (a)	As a % of total shares held (b)		
(1)	Custodian/DR Holder		0	0	0	0	0	0	0	0	0	0	0	0	0	0	0
(a)	names		0	0	0	0	0	0	0	0	0	0	0	0	0	0	0
(2)	Employees Benefit Trust (under SEBI Based employees benefit) Regulation 2014		0	0	0	0	0	0	0	0	0	0	0	0	0	0	0
(a)	names		0	0	0	0	0	0	0	0	0	0	0	0	0	0	0
	Total Non-Promoter Non Public shareholding C = C1+C2		0	0	0	0	0	0	0	0	0	0	0	0	0	0	0

