

Avonmore Capital & Management Services Ltd.

Ref:acms/corres/Bse/Dse/16-17/cl31/005

April 20, 2016

**The General Manager
(Listing & Corporate Relations)
Bombay Stock Exchange Ltd.
Phiroze Jeejeebhoy Towers,
Dalal Street,
Mumbai - 400 001**

**The Dy. General Manager (Listing)
Delhi Stock Exchange Ltd.
DSE House, 3/1, Asaf Ali Road,
Delhi-110002**

Re: Shareholding Pattern for the Quarter ended 31 March, 2016

Sir/Ma'm


In pursuance of Clause 31 of SEBI (Listing Obligations and Disclosure Requirements) Regulations, 2015, please find enclosed herewith the Shareholding Pattern for the Quarter ended 31 March, 2016.

You are requested to kindly take the same on your record

Thanking you,

Yours Faithfully,
For Avonmore Capital & Management Services Ltd.


**Ashok Kumar Gupta
Managing Director**



Encl: a/a

Avonmore Capital & Management Services Ltd.

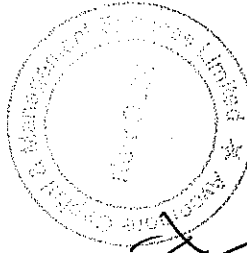
Annexure-1

Format of holding of Specified Securities

- 1 Name of Listed Entity: Avonmore Capital & Management Services Limited
- 2 Scrip code: 511589 Name of Scrip: -AVONMORE Class of Security: Equity
- 3 Shareholding Pattern Filed under: Reg. 31(1)(b)
 - a. If Under 31 (1)(b) then indicate the report for Quarter Ending: 31.03.2016
 - b. If under 31 (1)(c) then indicate date of allotment/extinguishment-N.A.
- 4 Declaration: The Listed entity is required to submit the following declaration to the extent of submission of information:-

Particulars	Yes*	No*
1 Whether the Listed Entity has issued any partly paid up shares?		No
2 Whether the Listed Entity has issued any Convertible Securities or Warrants?		No
3 Whether the Listed Entity has any shares against which depository receipts are issued?		No
4 Whether the Listed Entity has any shares in Lock-in?	Yes	No
5 Whether any shares held by promoters are pledge or otherwise encumbered?		No

5 The tabular format for disclosure of holding of specified securities is as follows:-



[Handwritten Signature]

SHAREHOLDING PATTERN AS ON 31/03/2016

AVONMORE CAPITAL & MANAGEMENT SERVICES LTD.
Table - I Summary Statement holding of specified securities

Category of Shareholder (i)	No of Shareholders (iii)	No. of fully paid Equity Share Held (iv)	No. Of Partly Paid Equity Shares Held (v)	No. of shares underlying Depository Receipts (vi)	Total Nos. Shares Held (vii) = (iv)+(v)+(vi)	Shareholding as a % of total no of Shares (calculate as per SCRR 1957 (VIII) as a % of (A+B+C2))	No of Voting Rights held in each class of securities (ix)			No of shares underlying outstanding convertible securities (including warrants) (x)	Shareholding as a % assuming full conversions of convertible securities (as a % of diluted equity capital) (xi)=(i)+(x) as a % of (A+B+C2)	No. of Locked In Shares (xii)		No of Shares pledged or otherwise encumbered (xiii)	No of Equity Shares Held in Dematerialized form (xiv)
							Class X	Class Y	Total			No. (a)	As a % of total shares held (b)		
(A) Promoter & Promoter Group	4	9495561	0	0	9495561	39.12	9495561	0	9495561	0	2000000	21.0524733	0	0	9495561
(B) Public	2878	14775339	0	0	14775339	60.88	14775339	0	14775339	0	0	0	74150	0.473	14524929
(C) Non Promoter - Non Public	0	0	0	0	0	0.00	0	0	0	0	0	0	0	0	0
(C1) Shares Underlying DRs	0	0	0	0	0	0.00	0	0	0	0	0	0	0	0	0
(C2) Share Held By Employees Trusts	0	0	0	0	0	0.00	0	0	0	0	0	0	0	0	0
Total	0	0	0	0	0	0.00	0	0	0	0	0	0	0	0	0
Total A+B+C1+C2	2882	24270900	0	0	24270900	100.0000	24270900	0	24270900	0	2000000	21.0524733	74150	0.473	24020490

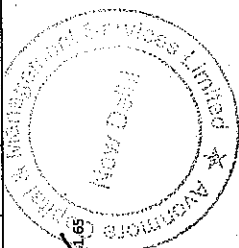


Table - II Statement showing shareholding pattern of the Promoter and Promoter Group

S.No.	Category & Name of the Shareholder (I)	PAN (II)	No. of Shareholders (III)	No. of fully paid Equity Share Held (IV)	No. of Partly Paid Equity Shares Held (V)	No. of shares underlying Depository Receipts (VI)	Total Nos. Shares Held (VII) = IV+V+VI	Shareholding as a % of total no. of Shares (calculated as per SCRR 1957) (VIII) as a % of (A+B+C2)	No of Voting Rights held in each class of securities (IX)			Total as a % of (A+B+C)	No of shares underlying & outstanding convertible securities (including warrants) (X)	Shareholding as a % assuming full conversions of convertible securities (as a % of diluted equity capital) (XI)=VII+X as a % of (A+B+C2)	No. of Locked in Shares (XII)		No of Shares pledged or otherwise encumbered (XIII)	No of Equity Shares Held in Dematerialized form (XIV)
									Class X	Class Y	Total				No. (a)	As a % of total shares held (b)		
(1)	Indian																	
(a)	Individual/nuf		2	405088	0	0	405088	1.669	0	405088	1.6690	0	0	0	0	0	0	405088
	Navjeet Singh Sobti	AAVPS3411R		400088	0	0	400088	1.6484	0	400088	1.6484	0	0	0	0	0	0	400088
	Gurpreet N S Sobti	ABPSP9400L		5000	0	0	5000	0.0206	0	5000	0.0206	0	0	0	0	0	0	5000
(b)	Central Govt /state Govt/ President Of india		0	0	0	0	0	0	0	0	0	0	0	0	0	0	0	0
(c)	Financial Inst/banks		0	0	0	0	0	0	0	0	0	0	0	0	0	0	0	0
(d)	Any other																	
	Other - Body Corporate		2	9090473	0	0	9090473	37.4520648	0	9090473	37.4520648	0	0	0	0	0	0	9090473
	Innovative Money Matters Pvt Ltd	AAAC12156A		8589251	0	0	8589251	35.3891	0	8589251	35.3891	0	0	0	0	0	0	8589251
	Rakem Infrastructures Pvt. Ltd.	AAACR4028G		501222	0	0	501222	2.065115014	0	501222	2.065115014	0	0	0	0	0	0	501222
	Sub - Total		4	9495561	0	0	9495561	39.1232	0	9495561	39.1232	0	0	0	0	0	0	9495561
(2)	Foreign																	
(a)	Individual(mr/ Foreign Individual)		0	0	0	0	0	0	0	0	0	0	0	0	0	0	0	0
(b)	Government		0	0	0	0	0	0	0	0	0	0	0	0	0	0	0	0
(c)	Institutions		0	0	0	0	0	0	0	0	0	0	0	0	0	0	0	0
(d)	Foreign Portfolio Investors		0	0	0	0	0	0	0	0	0	0	0	0	0	0	0	0
(e)	Any Other		0	0	0	0	0	0	0	0	0	0	0	0	0	0	0	0
	Sub - Total		0	0	0	0	0	0	0	0	0	0	0	0	0	0	0	0
	Total Shareholding of Promoter and Promotor Group		8	9495561	0	0	9495561	39.1232	0	9495561	39.1232	0	0	0	0	0	0	9495561


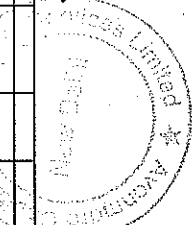



Table - III Statement showing shareholding pattern of the Public shareholding

S.No.	Category & Name of the Shareholder (i)	PAN (ii)	No of Shareholders (iii)	No. of fully Paid Equity Share Held (iv)	No. of Partly Paid Equity Shares Held (v)	No. of shares underlying Depository Receipts (vi)	Total Nos. Shares Held (vii) = (iv)+(v)+(vi)	Shareholding as % of total no. of Shares (viii) = (vii) as a % of (A+B+C)	No of Voting Rights held in each class of securities (ix)			Total as % of (A+B+C)	No of shares underlying convertible securities (including warrants) (x)	Shareholding as a % assuming full conversions of convertible securities (as a % of diluted equity capital) (xi) = (vii) as a % of (A+B+C+Z)	No. of Locked in Shares (xii)		No of Shares pledged or otherwise encumbered (xiii)	No of Equity Shares Held in Dematerialized form (xiv)
									Class X	Class Y	Total				No. (a)	As a % of total shares held (b)		
(2)	Institutions																	
(a)	Mutual Funds		0	0	0	0	0	0.0000	0	0	0	0.0000	0	0	0	0	0.0000	0
(b)	Venture Capital Funds		0	0	0	0	0	0.0000	0	0	0	0.0000	0	0	0	0	0.0000	0
(c)	Alternate Investment Funds		0	0	0	0	0	0.0000	0	0	0	0.0000	0	0	0	0	0.0000	0
(d)	Foreign Venture Capital Investors		0	0	0	0	0	0.0000	0	0	0	0.0000	0	0	0	0	0.0000	0
(e)	Foreign Portfolio Investors		0	0	0	0	0	0.0000	0	0	0	0.0000	0	0	0	0	0.0000	0
(f)	Financial Inst./Banks		1	2600	0	0	2600	0.0107	2600	0	2600	0.0107	0	0	0	0	0.0000	0
(g)	Insurance Companies		0	0	0	0	0	0.0000	0	0	0	0.0000	0	0	0	0	0.0000	0
(h)	Provident Funds/ Pension Fund		0	0	0	0	0	0.0000	0	0	0	0.0000	0	0	0	0	0.0000	0
(i)	Any other		0	0	0	0	0	0.0000	0	0	0	0.0000	0	0	0	0	0.0000	0
(j)	Sub-total (B)(1)		1	2600	0	0	2600	0.0107	2600	0	2600	0.0107	0	0	0	0	0.0000	0
(2)	Central Govt./State Govt./ President Of India		0	0	0	0	0	0.0000	0	0	0	0.0000	0	0	0	0	0.0000	0
(3)	Sub-total (B)(2)		0	0	0	0	0	0.0000	0	0	0	0.0000	0	0	0	0	0.0000	0
(a)	(i) Individual-Holding Nom. Val. upto Rs.2 lacs		2716	836598	0	0	836598	3.4469	836598	0	836598	3.4469	0	0	0	0	0.0000	664788
(b)	(ii) Individual-Holding Nom. Val. greater than Rs.2 lacs		14	1969397	0	0	1969397	8.1142	1969397	0	1969397	8.1142	0	0	0	74150	3.7651	1947797
(c)	Dilipkumar, Laxhi	AABPLG188	0	536263	0	0	536263	2.2095	536263	0	536263	2.2095	0	0	0	0	0.0000	536263
(d)	Laxdeep Singh	AXXSE228D	0	371267	0	0	371267	1.5297	371267	0	371267	1.5297	0	0	0	0	0.0000	371267
(e)	Nbc Registered With Nbi		0	0	0	0	0	0.0000	0	0	0	0.0000	0	0	0	0	0.0000	0
(f)	Employees Trust		0	0	0	0	0	0.0000	0	0	0	0.0000	0	0	0	0	0.0000	0
(g)	Overseas Depository Holding DIs		0	0	0	0	0	0.0000	0	0	0	0.0000	0	0	0	0	0.0000	0
(h)	Any Other		0	0	0	0	0	0.0000	0	0	0	0.0000	0	0	0	0	0.0000	0
(i)	Other- Body Corp		93	12687305	0	0	12687305	52.2737	12687305	0	12687305	52.2737	0	0	0	0	0.0000	12687305
(j)	Amarendra Financial Private Limited	AARCA0512D	0	1500000	0	0	1500000	6.1802	1500000	0	1500000	6.1802	0	0	0	0	0.0000	1500000
(k)	Dezire Retail Private Limited	AADCO3976C	0	1000000	0	0	1000000	4.1202	1000000	0	1000000	4.1202	0	0	0	0	0.0000	1000000
(l)	Dharmavaj Investments Limited	AACCO3246D	0	245900	0	0	245900	1.0131	245900	0	245900	1.0131	0	0	0	0	0.0000	245900
(m)	Shankar Enterprises Private Limited	AABCO0495L	0	1500000	0	0	1500000	6.1802	1500000	0	1500000	6.1802	0	0	0	0	0.0000	1500000
(n)	Nim Enterprises Pvt Ltd	AACCR5607N	0	1033215	0	0	1033215	4.257	1033215	0	1033215	4.257	0	0	0	0	0.0000	1033215
(o)	Nishant Inhabit Limited	AACNS692A	0	1164004	0	0	1164004	4.7959	1164004	0	1164004	4.7959	0	0	0	0	0.0000	1164004
(p)	Pmc Fincorp Limited	AADCP1611J	0	1000000	0	0	1000000	4.1202	1000000	0	1000000	4.1202	0	0	0	0	0.0000	1000000
(q)	Rambhale Markets Private Limited	AADCR9087Q	0	1010400	0	0	1010400	4.163	1010400	0	1010400	4.163	0	0	0	0	0.0000	1010400
(r)	Swift Buildwell Private Limited	AAIC53127I	0	951013	0	0	951013	3.9183	951013	0	951013	3.9183	0	0	0	0	0.0000	951013
(s)	Veena Gases & Chemicals Private Limited	AACCV9706H	0	24058	0	0	24058	0.0991	24058	0	24058	0.0991	0	0	0	0	0.0000	24058
(t)	Veena Gases & Chemicals Private Limited	AACCV9706H	0	1500000	0	0	1500000	6.1802	1500000	0	1500000	6.1802	0	0	0	0	0.0000	1500000
(u)	Other- Clearing Member		2	1105	0	0	1105	0.0046	1105	0	1105	0.0046	0	0	0	0	0.0000	1105
(v)	Other- N R I		15	67661	0	0	67661	0.2788	67661	0	67661	0.2788	0	0	0	0	0.0000	67661
(w)	Other- Individual RUF		37	65648	0	0	65648	0.2705	65648	0	65648	0.2705	0	0	0	0	0.0000	65648
(x)	Sub-total (B)(3)		2877	14772739	0	0	14772739	60.86065959	14772739	0	14772739	60.86065959	0	0	0	74150	0.4731	14524929
(y)	Total Public Shareholding		2878	14775939	0	0	14775939	60.8768	14775939	0	14775939	60.8768	0	0	0	74150	0.473	14524929




Table - IV Statement showing shareholding pattern of the Non Promoter - Non Public shareholder

S.No.	Category & Name of the Shareholder (I)	PAN (II)	No of Shareholders (III)	No. of fully paid Equity Share Held (IV)	No. Of Partly Paid Equity Shares Held (V)	No. Of shares underlying Depository Receipts (VI)	Total Nos. Shares Held (VII) = IV+V+VI	Sharehold ing % as of total no of Shares (VIII) as a % of (A+B+C2)	No of Voting Rights held in each class of securities (IX)			No of shares underlying convertible securities (including warrants) (X)	Shareholding as a % assuming full conversions of convertible securities (as a % of diluted equity capital) (XI) = (I+X) as a % of (A+B+C2)	No. of Locked in Shares (XII)		No of Shares pledged or otherwise encumbered (XIII)		No of Equity Shares Held in Dematerialized form (XIV)
									Class X	Class Y	Total			Total as a % of (A+B+C)	No. (a)	As a % of total shares held (b)	No. (a)	
(1)	Custodian/DR Holder																	
(a)	names																	
(2)	Employees Benefit Trust (under SEBI Based employees benefit) Regulation 2014																	
(a)	names																	
	Total Non-Promoter Non Public shareholding C = C1+C2																	

