

Avonmore Capital & Management Services Ltd.

Annexure-1

Format of holding of holding of Specified Securities

1. **Name of Entity:** Avonmore Capital & Management Services Ltd
2. **Scip Code:** 511589
3. **Shareholding Pattern** filed under: Reg 31 (1) (b)
If under 31 (1) (b) then indicate the report for the Quarter Ended : 30.06.2018
If under 31 (1)(c) then indicate date of allotment/extinguishment-N.A.
4. **Declaration:** The Listed Entity is required to submit the following declaration to the extent of submission of information:

SR No.	Particulars	Yes*	No*
1	Whether the Listed Entity has issued any partly paid up shares?		No
2	Whether the Listed Entity has issued any Convertible Securities or Warrants?		No
3	Whether the Listed Entity has any shares against which depository receipts are issued?		No
4	Whether the Listed Entity has any shares in Lock-in?		No
5	Whether any shares held by promoters are pledge or otherwise encumbered?		No

* If the Listed Entity selects the option 'No' for the questions above, the columns for the partly paid-up shares, Outstanding convertible Securities/Warrants, depository receipts, locked-in shares pledged or otherwise encumbered by promoters, as applicable, shall not be displayed at the time of dissemination on the Stock Exchange website. Also wherever there is 'No' declared by Listed Entity in above table the values will be considered as Zero' by default on submission of the format of holding of specified securities.


6. The tabular format for disclosure of holding of specified securities is as follows:-



AVONMORE CAPITAL & MANAGEMENT SERVICES LTD.
SHAREHOLDING PATTERN AS ON 30/06/2018


Table - I Summary Statement holding of specified securities

Category (I)	Category of Shareholder (II)	No of Shareholders (III)	No. of fully paid Equity Share Held (IV)	No. Of Partly Paid Equity Shares Held (V)	No. Of shares underlying Depository Receipts (VI)	Total Nos. Shares Held (VII) = IV+V+VI	Shareholding as a % of total no of Shares (calculated as per SCRR 1957) (VIII) as a % of (A+B+C2)	No of Voting Rights held in each class of securities (IX)			No of shares underlying convertible securities (including warrants) (X)	Shareholding as a % assuming full conversions of convertible securities (as a % of diluted equity capital) (XI)=VII+X as a % of (A+B+C2)	No. of Locked in Shares (XII)		No of Shares pledged or otherwise encumbered (XIII)		No of Equity Shares Held in Dematerialized form (XIV)	
								Class X	Class Y	Total			Total as a % of (A+B+C)	No. (a)	As a % of total shares held (b)	No. (a)		As a % of total shares held (b)
(A)	Promoter & Promoter Group	4	11861772	0	0	11861772	48.8724	11861772	48.8724	0	48.8724	0	0.0000	0	0.0000	0	0.0000	21551772
(B)	Public	6002	12409128	0	0	12409128	51.1276	12409128	51.1276	0	51.1276	0	0.0000	77650	0.2357	0	0.0000	2155018
(C)	Non Promoter - Non Public	0	0	0	0	0	0.0000	0	0.0000	0	0.0000	0	0.0000	0	0.0000	0	0.0000	0
(C1)	Shares Underlying DRs	0	0	0	0	0	0.0000	0	0.0000	0	0.0000	0	0.0000	0	0.0000	0	0.0000	0
(C2)	Share Held By Employees Trusts	0	0	0	0	0	0.0000	0	0.0000	0	0.0000	0	0.0000	0	0.0000	0	0.0000	0
	Total	0	0	0	0	0	0.0000	0	0.0000	0	0.0000	0	0.0000	0	0.0000	0	0.0000	0
	Total A+B+C1+C2	6006	24270900	0	0	24270900	100.0000	24270900	100.0000	0	100.0000	0	0.0000	77650	0.3199	0	0.0000	24026790




AVONMORE CAPITAL & MANAGEMENT SERVICES LTD.
SHAREHOLDING PATTERN AS ON 30/06/2018
Table - II. Statement showing shareholding pattern of the Promoter and Promoter Group

S.No.	Category & Name of the Shareholder (i)	PAN (ii)	No of Shareholders (iii)	No. of fully paid Equity Share Held (iv)	No. Of Party Paid Equity Shares Held (v)	No. Of shares underlying Depository Receipts (vi)	Total Nos. Shares Held (vii) = IV+V+VI	Shareholding as a % of total no of Shares (calculated as per SCRR 1957) (viii) as a % of (A+B+C2)	No of Voting Rights held in each class of securities (ix)			Shareholding as a % assuming full conversions of convertible securities (as a % of diluted equity capital) (X) = (vi+X) as a % of (A+B+C2)	No. of Locked in Shares (xii)		No of Shares pledged or otherwise encumbered (xiii)	No of Equity Shares Held in Dematerialized form (xiv)	
									Class X	Class Y	Total		No. (a)	As a % of total shares held (b)			No. (a)
(1)	Indian																
(a)	Individual		2	2081315	0	0	2081315	8.5754	0	0	0	8.5754	0	0	0	0.0000	2081315
	Gurpreet N S Sobti	ABIP59400L		5000	0	0	5000	0.0206	0	0	0	0.0206	0	0	0	0.0000	5000
	Navjeet Singh Sobti	AAVPS3411R		2076315	0	0	2076315	8.5548	0	0	0	8.5548	0	0	0	0.0000	2076315
(b)	HUF		0	0	0	0	0	0.0000	0	0	0	0.0000	0	0	0	0.0000	0
(c)	Central Govt /state Govt/ President Of India		0	0	0	0	0	0.0000	0	0	0	0.0000	0	0	0	0.0000	0
(d)	Financial Inst/banks		0	0	0	0	0	0.0000	0	0	0	0.0000	0	0	0	0.0000	0
(e)	Any other																
	Other - Body Corporate		2	9780457	0	0	9780457	40.2971	0	0	0	40.2971	0	0	0	0.0000	9780457
	Innovative Money Matters Pvt Ltd	AAAAC12156A		9053010	0	0	9053010	37.2999	0	0	0	37.2999	0	0	0	0.0000	9053010
	Rekam Infrastructures Private Limited	AAACR4028G		727447	0	0	727447	2.9972	0	0	0	2.9972	0	0	0	0.0000	727447
	Sub - Total		4	11861772	0	0	11861772	48.8724	0	0	0	48.8724	0	0	0	0.0000	11861772
(2)	Foreign																
(a)	Individual (or/ Foreign Individual)		0	0	0	0	0	0.0000	0	0	0	0.0000	0	0	0	0.0000	0
(b)	Government		0	0	0	0	0	0.0000	0	0	0	0.0000	0	0	0	0.0000	0
(c)	Institutions		0	0	0	0	0	0.0000	0	0	0	0.0000	0	0	0	0.0000	0
(d)	Foreign Portfolio Investors		0	0	0	0	0	0.0000	0	0	0	0.0000	0	0	0	0.0000	0
(e)	Any Other																
	Sub - Total		0	0	0	0	0	0.0000	0	0	0	0.0000	0	0	0	0.0000	0
	Total Shareholding of Promoter and Promoter Group		4	11861772	0	0	11861772	48.8724	0	0	0	48.8724	0	0	0	0.0000	11861772



AVONMORE CAPITAL & MANAGEMENT SERVICES LTD.
SHAREHOLDING PATTERN AS ON 30/06/2018
Table - III Statement showing shareholding pattern of the Public shareholding

S.No.	Category & Name of the Shareholder (I)	PAN (II)	No of Shareholders (III)	No. of fully Paid Equity Share Held (IV)	No. Of Partly Paid Equity Shares Held (V)	No. Of Shares underling Depository Receipts (VI)	Total Nos. Shares Held (VII) = IV+V+VI	Shareholding as a % of total no of Shares (calculated as per SCRR 1957) (VIII) as a % of (A+B+C2)	No of Voting Rights held in each class of securities (IX)			No of shares underlying convertible securities (including warrants) (X)	Shareholding as a % assuming full conversions of convertible securities as a % of diluted equity capital (XI)=VII+X as a % of (A+B+C2)	No. of Locked in Shares (XII)		No of Shares pledged or otherwise encumbered (XIII)	No of Equity Shares Held in Dematerialized form (XIV)
									Class X	Class Y	Total			No. (a)	As a % of total shares held (b)		
(1)	Institutions																
(a)	Mutual Funds		0	0	0	0	0	0.0000	0	0	0	0.0000	0	0.0000	0	0.0000	0
(b)	Venture Capital Funds		0	0	0	0	0	0.0000	0	0	0	0.0000	0	0.0000	0	0.0000	0
(c)	Alternate Investment Funds		0	0	0	0	0	0.0000	0	0	0	0.0000	0	0.0000	0	0.0000	0
(d)	Foreign Venture Capital Investors		0	0	0	0	0	0.0000	0	0	0	0.0000	0	0.0000	0	0.0000	0
(e)	Foreign Portfolio Investors		0	0	0	0	0	0.0000	0	0	0	0.0000	0	0.0000	0	0.0000	0
(f)	Financial Inst./banks		1	2600	0	0	2600	0.0107	2600	0	0	0.0107	0	0.0000	0	0.0000	0
(g)	Insurance Companies		0	0	0	0	0	0.0000	0	0	0	0.0000	0	0.0000	0	0.0000	0
(h)	Provident Funds/ Pension Fund		0	0	0	0	0	0.0000	0	0	0	0.0000	0	0.0000	0	0.0000	0
(i)	Any other		1	2600	0	0	2600	0.0107	2600	0	0	0.0107	0	0.0000	0	0.0000	0
(2)	Central Govt./State Govt./ President Of India																
	Sub-total (B)(2)																
(3)	Non-institutions																
(a)	(i) Individual-Holding Nom. Val. upto Rs.2 lakhs		5660	3086780	0	0	3086780	12.7180	3086780	0	0	12.7180	0	0.0000	3500	0.1134	2921271
	(ii) Individual-Holding Nom. Val. greater than Rs.2 lakhs		22	1829822	0	0	1829822	7.5382	1829822	0	0	7.5382	0	0.0000	74150	4.0523	1808222
	Dilipkumar Lakhi	AABPL9618G		536263	0	0	536263	2.2095	536263	0	0	2.2095	0	0.0000	0	0.0000	536263
	Parmeet Kaur	AJHPK0169L		495874	0	0	495874	2.0431	495874	0	0	2.0431	0	0.0000	0	0.0000	495874
(b)	Nbfc Registered With Rbi		0	0	0	0	0	0.0000	0	0	0	0.0000	0	0.0000	0	0.0000	0
(c)	Employees Trust		0	0	0	0	0	0.0000	0	0	0	0.0000	0	0.0000	0	0.0000	0
(d)	Overseas Depository Holding DRs		0	0	0	0	0	0.0000	0	0	0	0.0000	0	0.0000	0	0.0000	0
(e)	Any Other																
	Other - Body Corp		122	7023073	0	0	7023073	28.9362	7023073	0	0	28.9362	0	0.0000	0	0.0000	7016172
	Amarendra Financial Private Limited	AAHCA0512D		506758	0	0	506758	2.0879	506758	0	0	2.0879	0	0.0000	0	0.0000	506758
	Desire Retail Private Limited	AADC03976C		1012798	0	0	1012798	4.1729	1012798	0	0	4.1729	0	0.0000	0	0.0000	1012798
	Dharmayug Investments Limited	AAACD1346D		245900	0	0	245900	1.0131	245900	0	0	1.0131	0	0.0000	0	0.0000	245900
	Kkm Enterprises Pvt Ltd	AACK5607N		1110804	0	0	1110804	4.5767	1110804	0	0	4.5767	0	0.0000	0	0.0000	1110804
	Ramblie Markets Private Limited	AADC9087Q		1000000	0	0	1000000	4.1202	1000000	0	0	4.1202	0	0.0000	0	0.0000	1000000
	Swift Buildwell Private Limited	AALCS3127J		804244	0	0	804244	3.3136	804244	0	0	3.3136	0	0.0000	0	0.0000	804244
	Veena Gases & Chemicals Private Limited	AACV5706H		1514566	0	0	1514566	6.2403	1514566	0	0	6.2403	0	0.0000	0	0.0000	1514566
	Other - Clearing Member		15	43976	0	0	43976	0.1812	43976	0	0	0.1812	0	0.0000	0	0.0000	43976
	Other - N R I - NON - REPATRIABLE		15	17811	0	0	17811	0.0734	17811	0	0	0.0734	0	0.0000	0	0.0000	17811
	Other - N R I - REPATRIABLE		63	262460	0	0	262460	1.0814	262460	0	0	1.0814	0	0.0000	0	0.0000	214960
	Other - Individual HUF		104	142606	0	0	142606	0.5876	142606	0	0	0.5876	0	0.0000	0	0.0000	142606
	Sub-total (B)(3)		6001	12406528	0	0	12406528	51.1169	12406528	0	0	51.1169	0	0.0000	77650	0.6254	12165018
	Total Public Shareholding		6002	12409128	0	0	12409128	51.1276	12409128	0	0	51.1276	0	0.0000	77650	0.6257	12165018



AVONMORE CAPITAL & MANAGEMENT SERVICES LTD.
SHAREHOLDING PATTERN AS ON 30/06/2018

Table - IV Statement showing shareholding pattern of the Non Promoter - Non Public shareholder

S.No.	Category & Name of the Shareholder (I)	PAN (II)	No of Shareholders (III)	No. of fully paid Equity Share Held (IV)	No. Of Partly Paid Equity Shares Held (V)	No. Of shares underlying Depository Receipts (VI)	Total Nos. Shares Held (VII) = IV+V+VI	No of Voting Rights held in each class of securities (X)			No of shares underlying convertible securities (including warrants) (X)	Shareholding as a % assuming full conversions of convertible securities (as a % of diluted equity capital) (XI)= (I+X as a % of (A+B+C2))	No. of Locked in Shares (XII)		No of Shares pledged or otherwise encumbered (XIII)		No of Equity Shares Held in Dematerialized form (XIV)
								Class X	Class Y	Total			Total as a % of (A+B+C)	No. (a)	As a % of total shares held (b)	No. (a)	
(1)	Custodian/DR Holder																
(a)	names																
(2)	Employees Benefit Trust (under SEBI Based employees benefit) Regulation 2014																
(a)	names																
	Total Non-Promoter Non Public shareholding C = C1+C2																

