

Avonmore Capital & Management Services Ltd.

Introductory sub-table (I)(a)

Name of the Company: AVONMORE CAPITAL & MANAGEMENT SERVICES LIMITED (Formerly Almondz Capital & Management Services Limited)			
Scrip Code, Name of the scrip, class of security: 511589, AVONMORE			
Quarter ended: 30 September 2015			
Partly paid-up shares:-			
	No. of partly paid-up shares	As a % of total no. of partly paid-up shares	As a % of total no. of shares of the company
Held by promoter/promoter group	0	0	0
Held by public	0	0	0
Total - D	0	0	0
Outstanding convertible securities:-			
	No. of outstanding securities	As a % of total no. of outstanding convertible securities	As a % of total no. of shares of the company, assuming full conversion of the convertible securities
Held by promoter/promoter group	0	0	0
Held by public	0	0	0
Total - E	0	0	0
Warrants:-			
	No. of warrants	As a % of total no. of warrants	As a % of total no. of shares of the company, assuming full conversion of warrants
Held by promoter/promoter group	0	0.00	0.00
Held by public	0	0.00	0.00
Total - F	0	0.00	0
Total paid-up capital of the company, assuming full conversion of warrants and convertible securities	24270900	N.A	0.00

Kunal




Statement Showing Shareholding Pattern

Category code	Category of Shareholder	Number of Shareholders	Table I(a)		Total shareholding as a percentage of total number of shares		Shares Pledged or otherwise encumbered	
			Total number of shares	Number of shares held in dematerialized form	As a percentage of (A+B) ¹	As a percentage of (A+B+C)	Number of shares	As a percentage
(I)	(II)	(III)	(IV)	(V)	(VI)	(VII)	(VIII)	(IX)
(A)	Shareholding of Promoter and Promoter Group²							
1	Indian							
(a)	Individuals/ Hindu Undivided Family	0	0	0	0.00	0.00	0	0.00
(b)	Central Government/ State Government(s)	0	0	0	0.00	0.00	0	0.00
(c)	Bodies Corporate	1	8589251	8589251	35.39	35.39	0	0.00
(d)	Financial Institutions/ Banks	0	0	0	0.00	0.00	0	0.00
(e)	Any Others*(Specify)							
(e-i)	Immediate Relative of Promoter	1	5000	5000	0.02	0.02	0	0.00
	Sub Total(A)(1)	2	8594251	8594251	35.41	35.41	0	0.00
2	Foreign							
a	Individuals (Non-Residents Individuals/ Foreign Individuals)	0	0	0	0.00	0.00	0	0.00
b	Bodies Corporate	0	0	0	0.00	0.00	0	0.00
c	Institutions	0	0	0	0.00	0.00	0	0.00
d	Any Others(Specify)	0	0	0	0.00	0.00	0	0.00
	Sub Total(A)(2)	0	0	0	0.00	0.00	0	0.00
	Total Shareholding of Promoter and Promoter Group (A)= (A)(1)+(A)(2)	2	8594251	8594251	35.41	35.41	0	0.00
(B)	Public shareholding							
1	Institutions						N.A	N.A
(a)	Mutual Funds/ UTI	0	0	0	0.00	0.00	0	0.00
(b)	Financial Institutions / Banks	1	2600	0	0.01	0.01	0	0.00
(c)	Central Government/ State Government(s)	0	0	0	0.00	0.00	0	0.00
(d)	Venture Capital Funds	0	0	0	0.00	0.00	0	0.00
(e)	Insurance Companies	0	0	0	0.00	0.00	0	0.00
(f)	Foreign Institutional Investors	0	0	0	0.00	0.00	0	0.00
(g)	Foreign Venture Capital Investors	0	0	0	0.00	0.00	0	0.00
(h)	Any Other (specify)	0	0	0	0.00	0.00	0	0.00
(h-i)					0.00	0.00	0	0.00
(h-ii)					0.00	0.00	0	0.00
	Sub-Total (B)(1)	1	2600	0	0.01	0.01	0	0.00
B 2	Non-institutions						N.A	N.A
(a)	Bodies Corporate	102	13366745	13359845	55.07	55.07	0	0.00
(b)	Individuals							
I	Individuals -i. Individual shareholders holding nominal share capital up to Rs 1 lakh	2667	648321	476505	2.67	2.67		
II	ii. Individual shareholders holding nominal share capital in excess of Rs. 1 lakh.	25	1524086	1502486	6.28	6.28	0	0.00
(c)	Any Other (specify)				0.00	0.00	0	0.00
(c-i)	NRI	14	67636	20136	0.28	0.28	0	0.00
(c-ii)	HUF	3	5075	5075	0.02	0.02	0	0.00
(c-iii)	Clearing Member	35	62186	62186	0.26	0.26	0	0.00
	Sub-Total (B)(2)	2846	15674049	15426233	64.58	64.58	0	0.00
(B)	Total Public Shareholding (B)= (B)(1)+(B)(2)	2847	15676649	15426233	64.59	64.59	0	0.00
	TOTAL (A)+(B)	2849	24270900	24020484	100.00	100.00	0	0.00
(C)	Shares held by Custodians and against which Depository Receipts have been issued							
1	Promoter and Promoter Group	0	0	0	0	0.00	0	0.00
2	Public	0	0	0	0	0.00	0	0
	Sub-Total (C)	0	0	0	N.A	0	0	0
	GRAND TOTAL (A)+(B)+(C)	2849	24270900	24020484	N.A	100.00	0	0.00

Kunal



Sr.No	Notes
1	
2	* Gurpreet N.S Sobti who is holding 5000 shares is not promoter. Since she is wife of Mr.Navjeet Singh Sobti (Promoter), therefore included in promoter group
3	
4	
5	
6	
7	
8	
9	




Naval Anand

(I)(b) Statement showing holding of securities (including shares, warrants, convertible securities) of persons belonging to the category "Promoter and Promoter Group"

Sr.	Name of the shareholder	Details of Shares held		Encumbered shares (*)			Details of warrants		Details of convertible securities		Total shares (including underlying shares assuming full conversion of warrants and convertible securities) as a % of diluted share capital
		Number of shares held	As a % of grand total (A)+(B)+(C)	No.	As a percentage	As a % of grand total (A)+(B)+(C) of sub-clause (I)(a)	Number of warrants held	As a % total number of warrants of the same class	Number of convertible securities held	As a % total number of convertible securities of the same class	
(I)	(II)	(III)	(IV)	(V)	(VI)=(V)/(III)*100	(VII)	(VIII)	(IX)	(X)	(XI)	(XII)
1	Innovative Money Matters Pvt. Ltd.	8589251	35.39	0	0.00	0.00	0	0.00	0	0	35.39
2	Gurpreet N S Sobti *	5000	0.02	0	0.00	0.00	0	0	0	0	0.02
TOTAL		8594251	35.41	0	0.00	0.00	0	0	0	0	35.41

* Gurpreet N.S Sobti who is holding 5000 shares is not promoter . Since she is wife of Mr.Navjeet Singh Sobti (Promoter), therefore included in promoter group

Kunal Badaar


(I)(c)(i) Statement showing holding of securities (including shares, warrants, convertible securities) of persons belonging to the category "Public" and holding more than 1% of the total number of shares


Sr. No.	Name of the shareholder	Number of shares held	Shares as a percentage of total number of shares {i.e., Grand Total (A)+(B)+(C) indicated in Statement at para (I)(a) above}	Details of warrants		Details of convertible securities		Total shares (including underlying shares assuming full conversion of warrants and convertible securities) as a % of diluted share capital
				Number of warrants held	As a % total number of warrants of the same class	Number of convertible securities held	% w.r.t total number of convertible securities of the same class	
1	Veena Gases & Chemicals Pvt. Ltd.	1524058	6.28	0	0	0	0	6.28
2	Amarendra Financial Pvt Ltd.	1500000	6.18	0	0	0	0	6.18
3	Dinkar Commercials Pvt. Ltd.	1500000	6.18	0	0	0	0	6.18
4	Nishant Inbuild Ltd.	1164004	4.80	0	0	0	0	4.80
5	KKM Enterprises Pvt. Ltd.	1020205	4.20	0	0	0	0	4.20
6	Ramble Markets Pvt. Ltd.	1010400	4.16	0	0	0	0	4.16
7	Priti Mercantile Co. Ltd.	1000000	4.12	0	0	0	0	4.12
8	Desire Retail Pvt. Ltd.	1000000	4.12	0	0	0	0	4.12
9	Swift Buildwell Pvt. Ltd.	954593	3.93	0	0	0	0	3.93
10	Dilip Kumar Lakhi	536263	2.21	0	0	0	0	2.21
11	Rakam Infrastructures Pvt. Ltd.	501222	2.07	0	0	0	0	2.07
12	Economy Suppliers Pvt. Ltd.	271734	1.12	0	0	0	0	1.12
13	Dharmayug Investments Ltd.	245900	1.01	0	0	0	0	1.01
TOTAL		12228379	50.38	0	0	0	0	50.38

Kunal Madhwar



(D)(c)(ii) Statement showing holding of securities (including shares, warrants, convertible securities) of persons (together with PAC) belonging to the category "Public" and holding more than 5% of the total number of shares of the company


Sr. No.	Name(s) of the shareholder(s) and the Persons Acting in Concert (PAC) with them	Number of shares	Shares as a percentage of total number of shares {i.e., Grand Total (A)+(B)+(C) indicated in Statement at para (I)(a) above}	Details of warrants		Details of convertible securities		Total shares (including underlying shares assuming full conversion of warrants and convertible securities) as a % of diluted share capital
				Number of warrants	As a % total number of warrants of the same class	Number of convertible securities held	% w.r.t total number of convertible securities of the same class	
1	Veena Gases & Chemicals Pvt. Ltd.	1524058	6.28	0	0	0	0	6.28
2	Amarendra Financial Pvt. Ltd.	1500000	6.18	0	0	0	0	6.18
3	Dinkar Commercials Pvt. Ltd.	1500000	6.18	0	0	0	0	6.18
TOTAL		4524058	18.64	0	0	0	0	18.64

Kunal Ma


(I)(d) Statement showing details of locked-in shares

Sr. No.	Name of the shareholder	Number of locked-in shares	Locked-in shares as a percentage of total number of shares (i.e., Grand Total (A)+(B)+(C) indicated in Statement at para (I)(a) above)
1	Innovative Money Matters Pvt. Ltd.	2000000	8.24
2	Amarendra Financial Pvt. Ltd.	1500000	6.18
3	Dinkar Commercials Pvt. Ltd.	1500000	6.18
TOTAL		5000000	20.60

Kunal Mahajan



A circular stamp with the text "Avrom Capital & Management Pvt. Ltd." around the perimeter and "New Delhi" in the center. A star is located at the bottom of the circle.


(II)(a) Statement showing details of Depository Receipts (DRs)

Sr. No.	Type of outstanding DR (ADRs, GDRs, SDRs, etc.)	Number of outstanding DRs	Number of shares underlying outstanding DRs	Shares underlying outstanding DRs as a percentage of total number of shares {i.e., Grand Total (A)+(B)+(C) indicated in Statement at para (I)(a) above}
1	N.A	N.A	N.A	N.A
TOTAL				

(II)(b) Statement showing holding of Depository Receipts (DRs), where underlying shares held by "promoter/promoter group" are in excess of 1% of the total number of shares

Sr. No.	Name of the DR Holder	Type of outstanding DR (ADRs, GDRs, SDRs, etc.)	Number of shares underlying outstanding DRs	Shares underlying outstanding DRs as a percentage of total number of shares {i.e., Grand Total (A)+(B)+(C) indicated in Statement at para (I)(a) above}
1	N.A	N.A	N.A	N.A
TOTAL				

Kunal Mahajan



(II)(b) Statement showing holding of Depository Receipts (DRs), where underlying shares held by "promoter/promoter group" are in excess of 1% of the total number of shares

Sr. No.	Name of the DR Holder	Type of outstanding DR (ADRs, GDRs, SDRs, etc.)	Number of shares underlying outstanding DRs	Shares underlying outstanding DRs as a percentage of total number of shares (i.e., Grand Total (A)+(B)+(C) indicated in Statement at para (I)(a) above)
1				0.00
2				0.00
3				0.00
4				0.00
5				0.00
6		N.A.		0.00
7				0.00
8				0.00
9				0.00
TOTAL			0	0.00

Kunal Mohan

