

# Avonmore Capital & Management Services Ltd.

Annexure-1

## Format of holding of holding of Specified Securities

1. Name of Entity: Avonmore Capital & Management Services Ltd

2. Scip Code: 511589

3. Shareholding Pattern filed under: Reg 31 (1) (b)

If under 31 (1) (b) then indicate the report for the Quarter Ended : 31.03.2019

If under 31 (1)(c) then indicate date of allotment/extinguishment-N.A.

4. Declaration: The Listed Entity is required to submit the following declaration to the extent of submission of information:

SR No.	Particulars	Yes*	No*
1	Whether the Listed Entity has issued any partly paid up shares?		No
2	Whether the Listed Entity has issued any Convertible Securities or Warrants?		No
3	Whether the Listed Entity has any shares against which depository receipts are issued?		No
4	Whether the Listed Entity has any shares in Lock-in?		No
5	Whether any shares held by promoters are pledge or otherwise encumbered?		No


\* If the Listed Entity selects the option 'No' for the questions above, the columns for the partly paid-up shares, Outstanding convertible Securities/Warrants, depository receipts, locked-in shares pledged or otherwise encumbered by promoters, as applicable, shall not be displayed at the time of dissemination on the Stock Exchange website. Also wherever there is 'No' declared by Listed Entity in above table the values will be considered as Zero' by default on submission of the format of holding of specified securities.

6. The tabular format for disclosure of holding of specified securities is as follows:-



AVONMORE CAPITAL & MANAGEMENT SERVICES LTD.  
 SHAREHOLDING PATTERN AS ON 31/03/2019  
 Table - I Summary Statement holding of specified securities

Category (I)	Category of Shareholder (II)	No of Shareholders (III)	No. of fully paid Equity Share Held (IV)	No. Of shares underlyng Depository Receipts (VI)	Total Nos. Shares Held (VII) = (V)+(VI)	Shareholding as a % of total no of Shares (calculated as per SCRR 1957) (VIII) as a % of (A+B+C2)	No of Voting Rights held in each class of securities (IX)			No of shares underlying convertible securities (including warrants) (X)	Shareholding as a % assuming full conversions of convertible securities (as a % of diluted equity capital) (XI) = (VII)+X as a % of (A+B+C2)	No. of Locked in Shares (XII)		No of Shares pledged or otherwise encumbered (XIII)	No of Equity Shares Held in Dematerialized form (XIV)
							Class X	Class Y	Total			Total as a % of (A+B+C)	No. (a)		
(A)	Promoter & Promoter Group	4	12506254	0	12506254	51.5300	12506254	0	51.5300	0	0.0000	0	0.0000	0	12506254
(B)	Public	5723	11764646	0	11764646	48.4700	11764646	0	48.4700	0	0.0000	74950	0.6344	0	11523118
(C)	Non Promoter - Non Public	0	0	0	0	0.0000	0	0	0.0000	0	0.0000	0	0.0000	0	0
(C1)	Shares Underlying DRs	0	0	0	0	0.0000	0	0	0.0000	0	0.0000	0	0.0000	0	0
(C2)	Share Held By Employees Trusts	0	0	0	0	0.0000	0	0	0.0000	0	0.0000	0	0.0000	0	0
	Total	0	0	0	0	0.0000	0	0	0.0000	0	0.0000	0	0.0000	0	0
	Total A+B+C1+C2	5727	24270900	0	24270900	100.0000	24270900	0	100.0000	0	0.0000	74950	0.3088	0	24029372




AVONMORE CAPITAL & MANAGEMENT SERVICES LTD.

SHAREHOLDING PATTERN AS ON 31/03/2019


Table - II Statement showing shareholding pattern of the Promoter and Promet Group

S.No.	Category & Name of the Shareholder (i)	PAN (ii)	No of Shareholders (iii)	No. of fully paid Equity Share Held (iv)	No. Of shares underlying Depository Receipts (vi)	Total Nos. Shares Held (vii) = IV+V+VI	Shareholding as a % of total no of Shares (calculated as per SCRR 1957) (viii) as a % of (A+B+C2)	No of Voting Rights held in each class of securities (ix)			No of shares underlying outstanding convertible securities (including warrants) (x)	Shareholding as a % assuming full conversions of convertible securities (as a % of diluted equity capital) (xi)=VII+X as a % of (A+B+C2)	No. of Locked in Shares (xii)		No of Shares pledged or otherwise encumbered (xiii)		No of Equity Shares Held in Dematerialized form (xiv)
								Class X	Class Y	Total			Total as a % of (A+B+C)	No. (a)	As a % of total shares held (b)	No. (a)	
(1)	Indian																
(a)	Individual		2	2081315	0	2081315	8.5754	0	2081315	0	8.5754	0	0.0000	0	0.0000	0	2081315
	Surpreet N S Sobti	ABJP59400L		5000	0	5000	0.0206	0	5000	0	0.0206	0	0.0000	0	0.0000	0	5000
	Navjeet Singh Sobti	AAAYPS3411R		2076315	0	2076315	8.5548	0	2076315	0	8.5548	0	0.0000	0	0.0000	0	2076315
(b)	Huf		0	0	0	0	0.0000	0	0	0	0.0000	0	0.0000	0	0.0000	0	0
(c)	Central Govt/state Govt/ President Of India		0	0	0	0	0.0000	0	0	0	0.0000	0	0.0000	0	0.0000	0	0
(d)	Financial Inst/banks		0	0	0	0	0.0000	0	0	0	0.0000	0	0.0000	0	0.0000	0	0
(e)	Any other		0	0	0	0	0.0000	0	0	0	0.0000	0	0.0000	0	0.0000	0	0
	Other - Body Corporate		2	10424939	0	10424939	42.9500	0	10424939	0	42.9500	0	0.0000	0	0.0000	0	10424939
	Innovative Money Matters Pvt Ltd	AAACI2156A		9053010	0	9053010	37.2999	0	9053010	0	37.2999	0	0.0000	0	0.0000	0	9053010
	Rakam Infrastructures Private Limited	AAACR4028G		1371929	0	1371929	5.6500	0	1371929	0	5.6500	0	0.0000	0	0.0000	0	1371929
	Sub - Total		4	12506254	0	12506254	51.5300	0	12506254	0	51.5300	0	0.0000	0	0.0000	0	12506254
(2)	Foreign																
(a)	Individual(nri/ Foreign Individual )		0	0	0	0	0.0000	0	0	0	0.0000	0	0.0000	0	0.0000	0	0
(b)	Government		0	0	0	0	0.0000	0	0	0	0.0000	0	0.0000	0	0.0000	0	0
(c)	Institutions		0	0	0	0	0.0000	0	0	0	0.0000	0	0.0000	0	0.0000	0	0
(d)	Foreign Portfolio Investor		0	0	0	0	0.0000	0	0	0	0.0000	0	0.0000	0	0.0000	0	0
(e)	Any Other		0	0	0	0	0.0000	0	0	0	0.0000	0	0.0000	0	0.0000	0	0
	Sub - Total		0	0	0	0	0.0000	0	0	0	0.0000	0	0.0000	0	0.0000	0	0
	Total Shareholding of Promoter and Promoter Group		4	12506254	0	12506254	51.5300	0	12506254	0	51.5300	0	0.0000	0	0.0000	0	12506254



AVONMORE CAPITAL & MANAGEMENT SERVICES LTD.  
SHAREHOLDING PATTERN AS ON 31/03/2019  
Table - III Statement showing shareholding pattern of the Public shareholding

S.No.	Category & Name of the Shareholder (I)	PAN (II)	No of Shareholders (III)	No. of fully paid Equity Share Held (IV)	No. Of Partly Paid Equity Shares Held (V)	No. Of shares underlying Depository Receipts (VI)	Total Nos. Shares Held (VII) = IV+V+VI	Shareholding as a % of total no of Shares (calculated as per SCRR 1957) (VIII) as a % of (A+B+C2)	No of Voting Rights held in each class of securities (IX)			Shareholding as a % assuming full conversions of convertible securities (as a % of diluted equity capital) (X) = VII+X as a % of (A+B+C2)	No. of Locked In Shares (XII)		No of Shares pledged or otherwise encumbered (XIII)	No of Equity Shares Held in Dematerialized form (XIV)	
									Class X	Class Y	Total		No. (a)	As a % of total shares held (b)			No. (a)
(1)	Institutions																
(a)	Mutual Funds																
(b)	Venture Capital Funds																
(c)	Alternate Investment Funds																
(d)	Foreign Venture Capital Investors																
(e)	Foreign Portfolio Investors																
(f)	Financial Inst/banks																
(g)	Insurance Companies																
(h)	Provident Funds/ Pension Fund																
(i)	Any other																
	Sub-total (B)(1)		1	2600	0	0	2600	0.0107	0	2600	0.0107	0	0.0107	0	0.0000	0	0
(2)	Central Govt./State Govt./ President Of India																
	Sub-total (B)(2)		0	0	0	0	0	0.0000	0	0	0.0000	0	0.0000	0	0.0000	0	0
(3)	Non-institutions																
(e)	(i) Individual-Holding Nom. Val. upto Rs.2 lakhs		5401	3092860	0	0	3092860	12.7431	0	3092860	12.7431	0	0.0000	800	0.0259	2929933	
	(ii) Individual-Holding Nom. Val. greater than Rs.2 lakhs		29	2021953	0	0	2021953	8.3308	0	2021953	8.3308	0	0.0000	74150	3.6672	2000353	
	Dilipkumar Lakhii	AABP19618G		536263	0	0	536263	2.2095	0	536263	2.2095	0	0.0000	0	0.0000	536263	
	Parmeet Kaur	AJHPK0169L		495874	0	0	495874	2.0431	0	495874	2.0431	0	0.0000	0	0.0000	495874	
(b)	Nbfc Registered With Rbi		0	0	0	0	0	0.0000	0	0	0.0000	0	0.0000	0	0.0000	0	0
(c)	Employees Trust		0	0	0	0	0	0.0000	0	0	0.0000	0	0.0000	0	0.0000	0	0
(d)	Overseas Depository Holding DRs		0	0	0	0	0	0.0000	0	0	0.0000	0	0.0000	0	0.0000	0	0
(e)	Any Other																
	Other - Body Corp		102	6127995	0	0	6127995	25.2483	0	6127995	25.2483	0	0.0000	0	0.0000	6121084	
	Amarendra Financial Private Limited	AAHCA0512D		263619	0	0	263619	1.0862	0	263619	1.0862	0	0.0000	0	0.0000	263619	
	Desire Retail Private Limited	AA0CD3976C		1010000	0	0	1010000	4.1614	0	1010000	4.1614	0	0.0000	0	0.0000	1010000	
	K/m Enterprises Pvt Ltd	AACC5607N		1093292	0	0	1093292	4.5045	0	1093292	4.5045	0	0.0000	0	0.0000	1093292	
	Ramble Markets Private Limited	AA0CR9087Q		990000	0	0	990000	4.0790	0	990000	4.0790	0	0.0000	0	0.0000	990000	
	Swift Buildwell Private Limited	AA0CS3127I		559244	0	0	559244	2.3042	0	559244	2.3042	0	0.0000	0	0.0000	559244	
	Veena Gases & Chemicals Private Limited	AACCV5706H		1511506	0	0	1511506	6.2276	0	1511506	6.2276	0	0.0000	0	0.0000	1511506	
	Other - Clearing Member		7	45313	0	0	45313	0.1867	0	45313	0.1867	0	0.0000	0	0.0000	45313	
	Other - N R I - REPATRIABLE		14	16882	0	0	16882	0.6882	0	16882	0.6882	0	0.0000	0	0.0000	16882	
	Other - N R I - REPATRIABLE		60	251862	0	0	251862	1.0377	0	251862	1.0377	0	0.0000	0	0.0000	204352	
	Other - Individual HUF		109	205181	0	0	205181	0.8454	0	205181	0.8454	0	0.0000	0	0.0000	205181	
	Sub-total (B)(3)		5722	11762046	0	0	11762046	48.4616	0	11762046	48.4616	0	0.0000	74950	0.6344	11523118	
	Total Public Shareholding		5722	11764646	0	0	11764646	48.47	0	11764646	48.47	0	0.0000	74950	0.6344	11523118	



AVONMORE CAPITAL & MANAGEMENT SERVICES LTD.  
SHAREHOLDING PATTERN AS ON 31/03/2019

Table - IV Statement showing shareholding pattern of the Non Promoter - Non Public shareholder

S.No.	Category & Name of the Shareholder (I)	PAN (II)	No of Shareholders (III)	No. of fully paid Equity Share Held (IV)	No. Of Partly Paid Equity Shares Held (V)	No. Of shares underlying Depository Receipts (VI)	Total Nos. Shares Held (VII) = IV+V+VI	Shareholding % as of total no of Shares (VIII) as a % of (A+B+C2)	No of Voting Rights held in each class of securities (X)			Shareholding as a % assuming full conversions of convertible securities (as a % of diluted equity capital) (XI)=VII+X as a % of (A+B+C2)	No. of Locked in Shares (XII)		No of Shares pledged or otherwise encumbered (XIII)		No of Equity Shares Held in Dematerialized form (XIV)	
									Class X	Class Y	Total (A+B+C)		No. (a)	As a % of total shares held (b)	No. (a)	As a % of total shares held (b)		
(1)	Custodian/DR Holder																	
(a)	names																	
(2)	Employees Benefit Trust (under SEBI Based employees benefit ) Regulation 2014																	
(a)	names																	
	Total Non-Promoter Non Public shareholding C = C1+C2																	

