

# Avonmore Capital & Management Services Ltd.

Annexure-1

## Format of holding of holding of Specified Securities

1. **Name of Entity:** Avonmore Capital & Management Services Ltd

2. **Scip Code:** 511589

3. **Shareholding Pattern** filed under: Reg 31 (1) (b)

If under 31 (1) (b) then indicate the report for the Quarter Ended : 30.09.2016


If under 31 (1)(c) then indicate date of allotment/extinguishment-N.A.

4. **Declaration:** The Listed Entity is required to submit the following declaration to the extent of submission of information:

SR No.	Particulars	Yes*	No*
1	Whether the Listed Entity has issued any partly paid up shares?		No
2	Whether the Listed Entity has issued any Convertible Securities or Warrants?		No
3	Whether the Listed Entity has any shares against which depository receipts are issued?		No
4	Whether the Listed Entity has any shares in Lock-in?	Yes	
5	Whether any shares held by promoters are pledge or otherwise encumbered?		No

\* If the Listed Entity selects the option 'No' for the questions above, the columns for the partly paid-up shares, Outstanding convertible Securities/Warrants, depository receipts, locked-in shares pledged or otherwise encumbered by promoters, as applicable, shall not be displayed at the time of dissemination on the Stock Exchange website. Also wherever there is 'No' declared by Listed Entity in above table the values will be considered as Zero' by default on submission of the format of holding of specified securities.

6. The tabular format for disclosure of holding of specified securities is as follows:-



AVONMORE CAPITAL & MANAGEMENT SERVICES LTD.

Table - 1 Summary Statement holding of specified securities

Category (i)	Category of Shareholder (ii)	No of Shareholders (iii)	No. of fully paid Equity Share Held (iv)	No. of Partly paid Equity Shares Held (v)	No. of shares underlying Depository Receipts (vi)	Total Nos. Shares Held (vii) = (iv)+(v)+(vi)	Shareholding as a % of total Shares (calculate as per SCRR 1957) (viii) as a % of (A+B+C2)	No of Voting Rights held in each class of securities (ix)			No of shares underlying outstanding convertible securities (including warrants) (x)	Shareholding as a % assuming full conversions of convertible securities as a % of diluted equity capital (xi) = (vi)+(x) as a % of (A+B+C2)	No. of Locked in Shares (xii)		No of Shares pledged or otherwise encumbered (xiii)	No of Equity Shares Held in Dematerialized form (xiv)
								Class X	Class Y	Total			As a % of total shares held (b)	No. (a)		
(A)	Promoter & Promoter Group	4	10331720	0	0	10331720	42.57	10026063	0	10331720	42.57	2000000	19.35786103	0	0	10331720
(B)	Public	2918	13939180	0	0	13939180	57.43	13939180	0	13939180	57.43	0	0	74150	0.473	13939180
(C)	Non Promoter - Non Public	0	0	0	0	0	0.00	0	0	0	0.00	0	0	0	0	0
(C1)	Shares Underlying DRs	0	0	0	0	0	0.00	0	0	0	0.00	0	0	0	0	0
(C2)	Share Held By Employees Trusts	0	0	0	0	0	0.00	0	0	0	0.00	0	0	0	0	0
	Total	0	0	0	0	0	0.00	0	0	0	0.00	0	0	0	0	0
	Total A+B+C1+C2	2922	24270900	0	0	24270900	100.0000	23965243	0	24270900	100.00	2000000	19.35786103	74150	0.473	24020990




Table - II Statement showing shareholding pattern of the Promoter and Promer Group

S.No.	Category & Name of the Shareholder (I)	PAN (II)	No of Shareholders (III)	No. of fully paid Equity Share Held (IV)	No. Of Party Paid Equity Shares Held (V)	No. Of shares underlying Depository Receipts (VI)	Total Nos. Shares Held (VII) = IV+V+VI	Shareholding as a % of total no of Shares (calculated as per SCRR 1957) (VIII) as a % of (A+B+C2)	No of Voting Rights held in each class of securities (IX)			Shareholding as a % assuming full conversions of convertible securities (as a % of diluted equity capital) (XI)=(I+X) as a % of (A+B+C2)	No of Locked in Shares (XII)		No of Shares pledged or otherwise encumbered (XIII)	No of Equity Shares Held in Dematerialized form (XIV)
									Class X	Class Y	Total		No. (a)	As a % of total shares held (b)		
(1)	Indian Individual/huf															
(a)	Navjeet Singh Sobti	AAVPS3411R	2	1220747	0	0	1220747	5.030	1220747	0	1220747	5.0297	0	0	0	1220747
	Gurpreet N S Sobti	ABJPS9400L		1215747	0	0	1215747	5.0091	1215747	0	1215747	5.0091	0	0	0	1215747
(b)	Central Govt /state Govt/ President Of India		0	0	0	0	5000	0.0206	5000	0	5000	0.0206	0	0	0	5000
(c)	Financial Inst/banks		0	0	0	0	0	0	0	0	0	0	0	0	0	0
(d)	Any other		0	0	0	0	0	0	0	0	0	0	0	0	0	0
	Other - Body Corporate		2	9110973	0	0	9110973	37.53866977	9110973	0	9110973	37.54	2000000	23.2849	0	9110973
	Innovative Money Matters Pvt Ltd	AAACI2156A		8589251	0	0	8589251	35.3891	8589251	0	8589251	35.3891	2000000	23.2849	0	8589251
	Rekam Infrastructures Pvt. Ltd.	AAACR4028G		521722	0	0	521722	2.149578302	521722	0	521722	2.149578302	0	0	0	521722
	Sub - Total		4	10831720	0	0	10831720	42.568	10831720	0	10831720	42.5683	2000000	23.2849	0	10831720
(2)	Foreign															
(a)	Individual (nr/ Foreign Individual)		0	0	0	0	0	0	0	0	0	0	0	0	0	0
(b)	Government		0	0	0	0	0	0	0	0	0	0	0	0	0	0
(c)	Institutions		0	0	0	0	0	0	0	0	0	0	0	0	0	0
(d)	Foreign Portfolio Investors		0	0	0	0	0	0	0	0	0	0	0	0	0	0
(e)	Any Other		0	0	0	0	0	0	0	0	0	0	0	0	0	0
	Sub - Total		0	0	0	0	0	0	0	0	0	0	0	0	0	0
	Total Shareholding of Promoter and Promotor Group		4	10831720	0	0	10831720	42.57	10831720	0	10831720	42.5683	2000000	19.3579	0	10831720




Table - III Statements showing shareholding pattern of the Public shareholding

S.No.	Category & Name of the Shareholder (I)	PAN (II)	No of Shareholders (III)	No. of fully Paid Equity Shares Held (IV)	No. of Partly Paid Equity Shares Held (V)	No. of shares underlying Depository Receipts (VI)	Total Nos. Shares Held (VII) = IV+V+VI	Shareholding as a % of total no of Shares (calculated as per SCRR 1957) (VIII) as a % of (A+B+C)	No of Voting Rights held in each class of securities (IX)			Shareholding as a % assuming full conversions of convertible securities (as a % of diluted equity capital) (X) = (VII) as a % of (A+B+C)	No of Locked in Shares (XII)		No of Shares pledged or otherwise encumbered (XIII)		No of Equity Shares Held in Dematerialized form (XIV)	
									Class X	Class Y	Total		No. (a)	As a % of total shares held (b)	No. (a)	As a % of total shares held (b)		
(1)	Institutions																	
(a)	Mutual Funds																	
(b)	Venture Capital Funds																	
(c)	Alternate Investment Funds																	
(d)	Foreign Venture Capital Investors																	
(e)	Foreign Portfolio Investors																	
(f)	Financial Institutions																	
(g)	Insurance Companies																	
(h)	Provident Funds/ Pension Fund																	
(i)	Any other																	
(ii)	Sub-total (B)(1)																	
(2)	Central Govt./State Govt./ President Of India																	
(3)	Sub-total (B)(2)																	
(4)	Non-Institutions																	
(a)	(i) Individual-Holding Nom. Val. upto Rs.2 lakhs		2752	1012366			1012366	4.1711	3012566	0	1012366	4.1711	0	0	0	0	0	841056
	(ii) Individual-Holding Nom. Val. greater than Rs.2 lakhs		15	1975085			1975085	8.1377	3975085	0	1975085	8.1377	0	74150	0	0	0	1953485
	Baahir Kumar	ABHRC7246B		325000			325000	1.3391	325000	0	325000	1.3391	0	0	0	0	0	325000
	Dilip Kumar Laksh	AAAP2918G		536263			536263	2.2095	536263	0	536263	2.2095	0	0	0	0	0	536263
	Jagdeep Singh	ZAKP8228D		387467			387467	1.5964	387467	0	387467	1.5964	0	0	0	0	0	387467
(b)	NRE Registrars With RBI																	
(c)	Employees Trust																	
(d)	Overseas Depository Holding DPs																	
(e)	Any Other																	
(ii)	Sub-total (B)(1)																	
(2)	Other - Body Corp		92	10801449			10801449	44.5037	10801449	0	10801449	44.5037	0	0	0	0	0	10794549
	Amarendra Finance Private Limited	AAHC0812D		1358995			1358995	5.5893	1358995	0	1358995	5.5893	0	0	0	0	0	1358995
	Desire Retail Private Limited	AAOC9376C		1000000			1000000	4.1202	1000000	0	1000000	4.1202	0	0	0	0	0	1000000
	Dharmraj Investments Limited	AAACD146D		245900			245900	1.1311	245900	0	245900	1.1311	0	0	0	0	0	245900
	Dinkar Commercial Private Limited	AAACD0439L		1427680			1427680	5.8823	1427680	0	1427680	5.8823	0	0	0	0	0	1427680
	Kem Enterprises Pvt Ltd	AAACV5607N		877500			877500	3.6154	877500	0	877500	3.6154	0	0	0	0	0	877500
	Mihant Inbuild Limited	AAACN9692A		794670			794670	3.2742	794670	0	794670	3.2742	0	0	0	0	0	794670
	Pmc Fincorp Limited	AAADP1631J		930000			930000	3.8317	930000	0	930000	3.8317	0	0	0	0	0	930000
	Rambhadr Markets Private Limited	AAADCR087Q		1000000			1000000	4.1202	1000000	0	1000000	4.1202	0	0	0	0	0	1000000
	Swift Buildwell Private Limited	AAALCS3127J		877500			877500	3.6154	877500	0	877500	3.6154	0	0	0	0	0	877500
	Veena Gases & Chemicals Private Limited	AAACV5706H		1500000			1500000	6.1802	1500000	0	1500000	6.1802	0	0	0	0	0	1500000
	Other - Cleaning Member		2	8878			8878	0.0366	8878	0	8878	0.0366	0	0	0	0	0	8878
	Other - NRI		18	69867			69867	0.2879	69867	0	69867	0.2879	0	0	0	0	0	69867
	Other - Individual FUF		38	68935			68935	0.2879	68935	0	68935	0.2879	0	0	0	0	0	68935
	Sub-total (B)(3)		2917	13956580			13956580	57.4024	13956580	0	13956580	57.4024	0	0	0	0	0	13956580
	Total Public Shareholding		2918	13997600			13997600	57.4193	13997600	0	13997600	57.4193	0	0	0	0	0	13997600



Table - IV Statement showing shareholding pattern of the Non Promoter - Non Public shareholder

S.No.	Category & Name of the Shareholder (I)	PAN (II)	No of Shareholders (III)	No. of fully paid Equity Share Held (IV)	No. Of Partly Paid Equity Shares Held (V)	No. Of shares underlying Depository Receipts (VI)	Total Nos. Shares Held (VII) = IV+V+VI	Shareholding % as of total no of Shares (VIII) as a % of (A+B+C2)	No of Voting Rights held in each class of securities (IX)			No of shares underlying convertible securities (including warrants) (X)	Shareholding as a % assuming full conversions of convertible securities (as a % of diluted equity capital) (XI)=VII+X as a % of (A+B+C2)	No. of Locked in Shares (XII)		No of Shares pledged or otherwise encumbered (XIII)	No of Equity Shares Held in Demat or alized form (XIV)
									Class X	Class Y	Total			Total as a % of (A+B+C)	No. (a)		
(1)	Custodian/DR Holder																
(a)	names																
(2)	Employees Benefit Trust (under SEBI Based employees benefit ) Regulation 2014																
(a)	names																
	Total Non-Promoter Non Public shareholding C = C1+C2																

